

Job Name/Location:

Tag #:

Date:

For:  File  Resubmit

PO No.:

Approval  Other \_\_\_\_\_

Architect:

GC:

Engr:

Mech:

Rep:

(Company)

(Project Manager)

**LC098HV4**  
**Ceiling Cassette Single Zone**  
 Outdoor Unit (ODU) - LUU097HV Indoor Unit (IDU) - LCN098HV4



**Performance:**

**Cooling:**

Cooling (Min-Rated-Max, Btu/h)	3,600 ~ 9,000 ~ 9,900
SEER	20.2
EER	13.65

SEER - Seasonal Energy Efficiency Ratio EER - Energy Efficiency Ratio

**Heating:**

Heating (Min-Rated-Max, Btu/h)	4,400 ~ 11,000 ~ 12,100
HSPF	10.5

HSPF - Heating Seasonal Performance Factor

**Electrical:**

Power Supply (V <sup>1</sup> /Hz/Ø)	208-230/60/1
MOP (A)	15
MCA (A)	11.9
Cooling Rated Amps (A)	9.65
Heating Rated Amps (A)	9.65
Compressor (A)	9.0
Fan (IDU+ODU) (A)	0.65
Cooling Power Input (kW)	0.66
Heating Power Input (kW)	0.83

MOP - Maximum Overcurrent Protection MCA - Minimum Circuit Ampacity

**Piping:**

Liquid (in, OD, Connection Size/Pipe Size)	1/4 / 1/4
Vapor (in, OD, Connection Size/Pipe Size)	3/8 / 3/8
Additional Refrigerant (oz/ft)	0.22
Max Pipe Length (ft) <sup>2</sup>	66
Pipe Length (no add'l Refrigerant, ft) Max	25
Elevation (ft)	49

**Features:**

- Inverter (Variable speed compressor)
- Internal condensate pump
- Swirl Wind
- Jet Cool
- IDU compatible with Multi F ODU's
- Auto restart
- Auto changeover
- Ultra-quiet turbo fan
- Optional Wi-Fi control

**Required Accessories (sold separately):**

- Cassette Grille - PT-QCHW0 or PT-UQC

**Optional Accessories (sold separately):**

- Simple Controller with Mode (White) - PREMTC00U
- MultiSITE CRC1/CRC1+ Thermostat - PREMTBVC0/PREMTBVC1
- PI-485 - PMNFP14A1
- Ventilation<sup>3</sup> Kit - PTVK430
- Wi-Fi Module - PWFMD200
- Low Ambient Wind Baffle (Cooling operation to -4°F) - ZLABGP01A

**Operating Range:**

**Outdoor Unit:**

Cooling (°F DB)	0 - 118
Heating (°F WB)	-4 - 64

**Indoor Unit:**

Cooling (°F WB)	57-77
Heating (°F DB)	59-81

**Unit Data:**

Refrigerant Type	R410A
Refrigerant Control	EEV
Refrigerant Charge (lbs)	2.43
IDU Sound Pressure (H/M/L) ±3 dB(A) <sup>4</sup>	36/33/30
ODU Sound Pressure Max (Cool/Heat) ±3 dB(A) <sup>4</sup>	47/51
ODU Net Unit Weight (lbs)	82
ODU Shipping Weight (lbs)	89
IDU Net Unit Weight (lbs)	31
IDU Shipping Weight (lbs)	37
Grille Weight (lbs)	7
Grille Shipping Weight (lbs)	9

**Fan:**

ODU Type	Propeller
IDU Fan Type	Turbo
Fan Speeds (Fan/Cooling/Heating)	4/5/4
Fan Quantity (ODU + IDU)	(1 + 1)
Motor/Drive	Brushless Digitally Controlled/Direct
ODU Air Circulation (CFM)	988
IDU Air Circulation (CFM H/M/L)	300 / 265 / 230
Dehumidification (pts/hr)	1.6

**Notes:**

1. Acceptable operating voltage: 187V - 253V.
2. Piping lengths are equivalent.
3. Must comply with applicable codes for fire isolation dampers.
4. Sound pressure levels are tested in an anechoic chamber under ISO Standard 1996.
5. All communication/power cable to be minimum 18 American wire gauge (AWG), 4-conductor, stranded, shielded and must comply with applicable local and national code.
6. This unit comes with a dry helium charge.
7. Nominal data is rated 0 ft above sea level, with 25 ft of refrigerant line and a 0 ft level difference between outdoor and indoor units.
8. Power wiring cable size must comply with the applicable local and national code.
9. Must follow installation instructions in the applicable LG installation manual.
10. Multi-compatible IDUs include socket adapters for refrigerant pipe connection with Single Zone systems.



For continual product development, LG reserves the right to change specifications without notice.

© LG Electronics U.S.A., Inc., Englewood Cliffs, NJ. All rights reserved. "LG Life's Good" is a registered trademark of LG Corp. /www.lgvac.com

SB\_SZ\_Cassette\_LC098HV4\_2019\_02\_06\_140520 Page 1 of 3



**LC098HV4**

Ceiling Cassette Single Zone

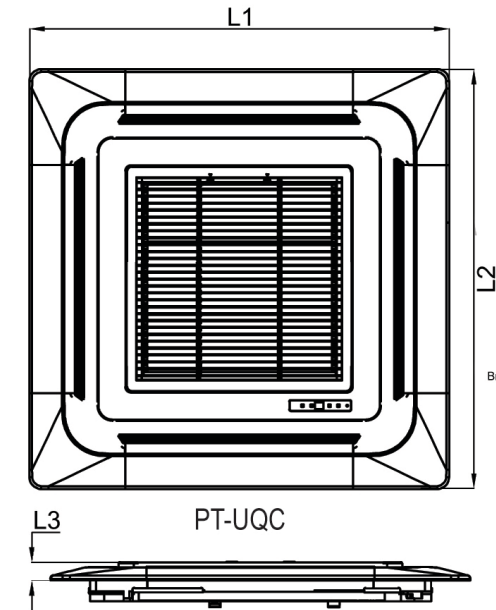
Outdoor Unit (ODU) - LUU097HV Indoor Unit (IDU) - LCN098HV4



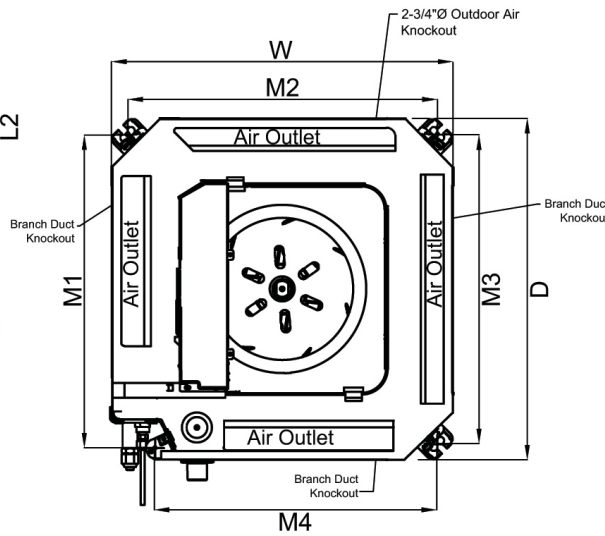
Tag #:

Date:

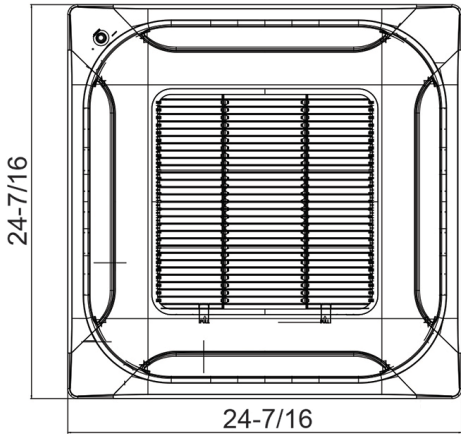
PO No.:



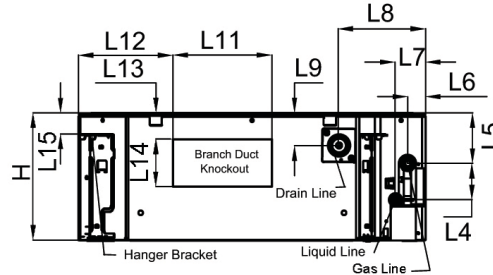
PT-UQC



Bottom View



PT-QCHW0



Side View



Grille

W	22-7/16"
H	8-7/16"
D	22-7/16"
L1	27-9/16"
L2	27-9/16"
L3	7/8"
L4	2-13/32"
L5	3-7/8"
L6	1-3/16"
L7	1-15/16"
L8	5-5/8"
L9	1-1/32"
L10	1-11/32"
L11	6-1/2"
L12	5-13/16"
L13	3-3/16"
L14	3-1/8"
L15	1-11/32"
M1	20-19/32"
M2	20-3/8"
M3	20-3/8"
M4	18-5/32"