
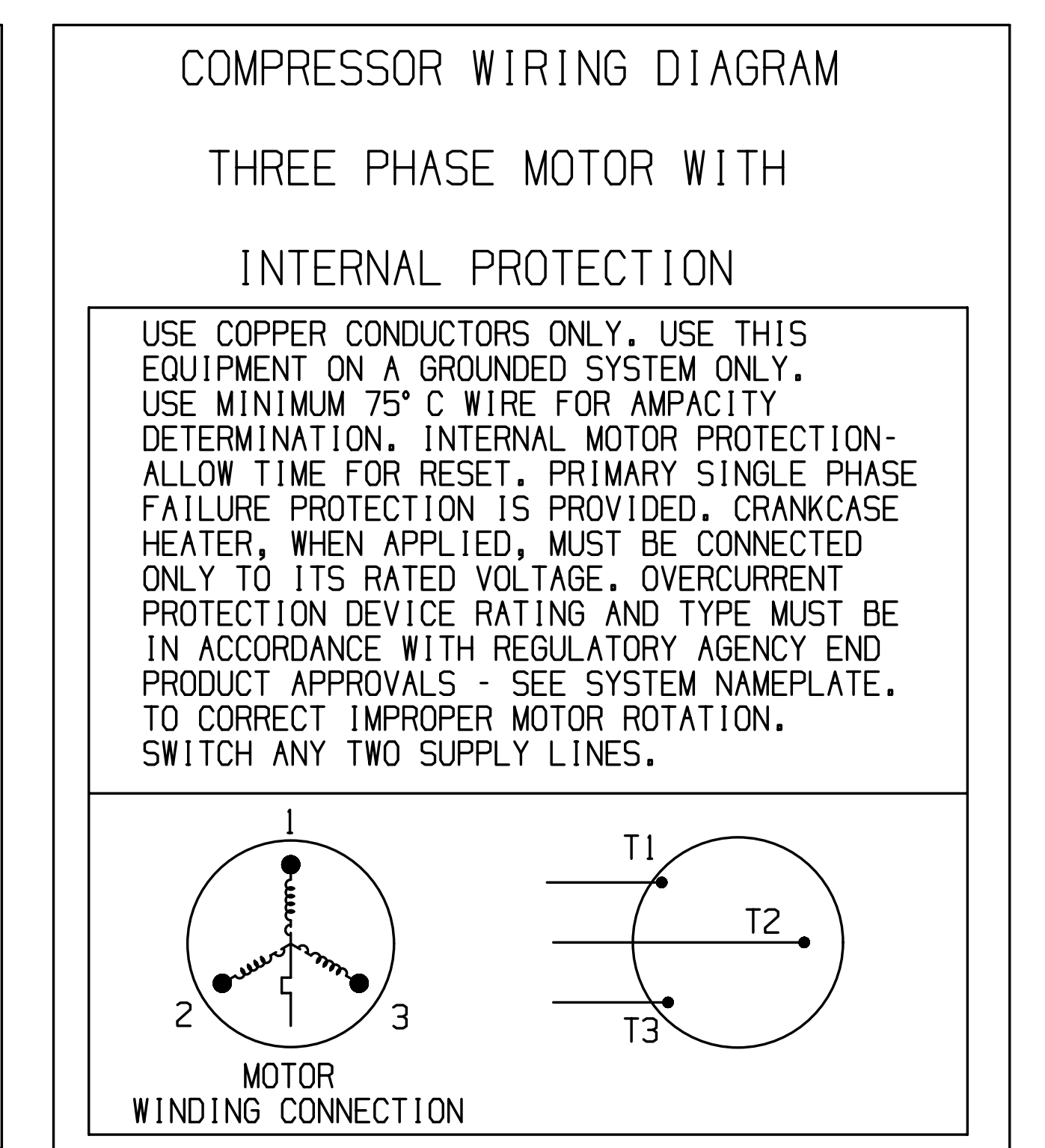
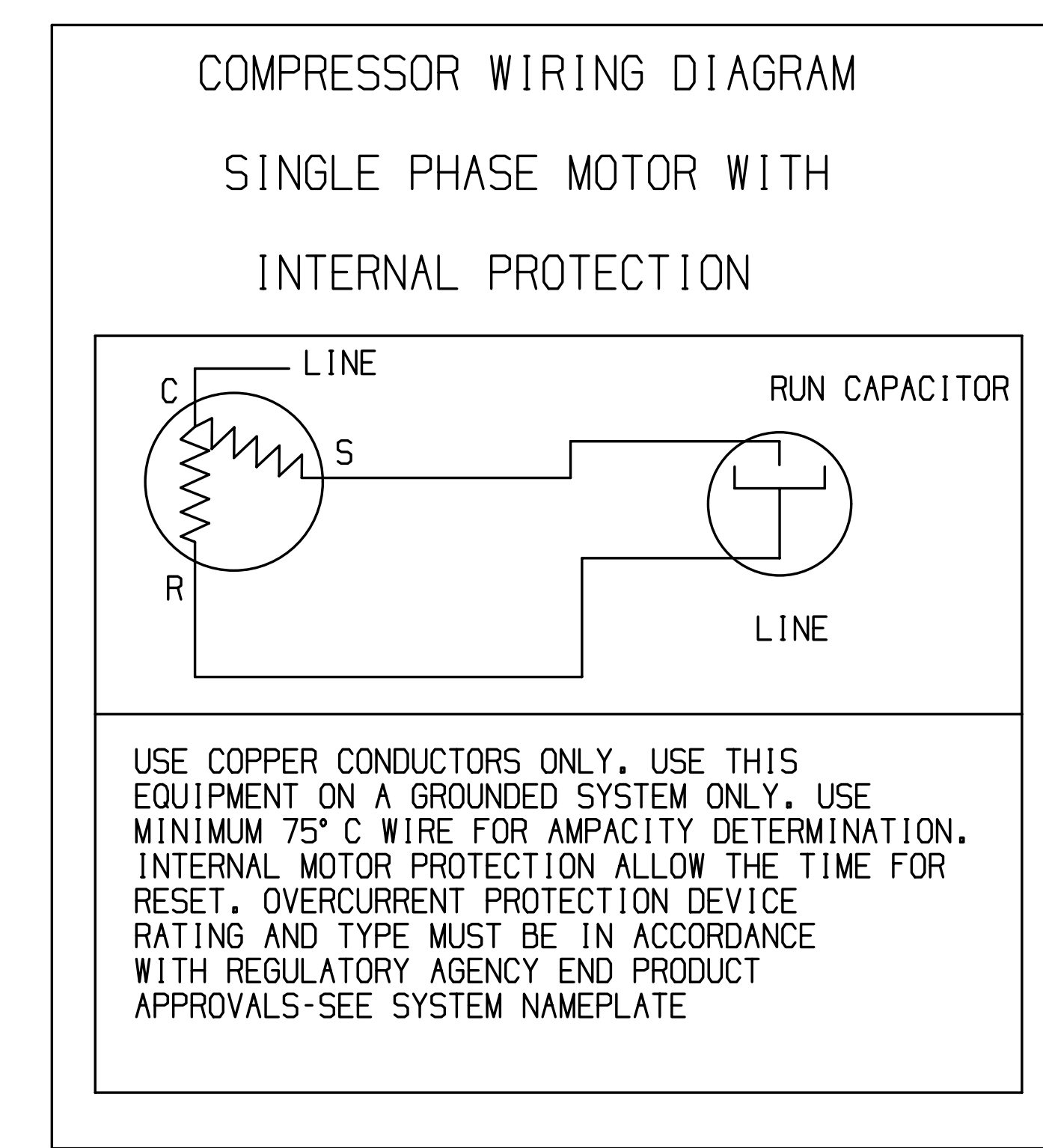


MODEL NUMBER
ZP29K5E-PFV/TF5/TFD/TFE/PFJ
ZP16K5E-PFV/PFJ
ZP20K5E-PFV/PFJ/TF5/TFD/TFE
ZP21K5E-PFV/PFJ/TF5/TFD/TFE
ZP24K5E-PFV/PFJ/TF5/TFD/TFE
ZP25K5E-PFV/PFJ/TF5/TFD/TFE
ZP31K5E-PFV/PFJ/TF5/TFD/TFE
ZP28K5E-PFV/PFJ/TF5/TFD/TFE
ZP14K5E-PFV

SPECIFICATIONS	
ES NO.	DESCRIPTION
ES92-155	CONVERSION-METRIC

- NOTES:
- ALL TOLERANCES ± 1.50 [0.060] UNLESS OTHERWISE SPECIFIED.
 - THE SUCTION TUBE, DISCHARGE TUBE, AND CIRCLE FENCE RADIAL DIMENSIONS ARE TO BE GAUGED FROM THE CENTER OF THE MOUNTING HOLE PATTERN.
 - TUBE ENDS MUST BE PLUGGED.
 - MOUNTING KIT:

GROMMET DUROMETER	4 FOOT KIT
30-35	527-0044-15



INTERPRET PER ASME B14.5, 1994 AND EMERSON CLIMATE TECHNOLOGIES, INC. DESIGN STANDARDS DS2002
DO NOT SCALE DRAWING

THIRD ANGLE PROJECTION

CRITICAL PRODUCT CHARACTERISTICS

UNLESS OTHERWISE SPECIFIED DIMENSIONS ARE IN MILLIMETER OR 1 INCH

1-PLACE :

2-PLACE :

3-ANGULAR :

ECN009112	28	ADDED MODEL: ZP24K5E-TFE	10-07-14	LKP	BR	KJR
ECN007552	27	REDRAWN WITH CHANGES	01-24-14	FRP	BR	KJR
32-1103-064	0	RELEASED	05-12-04	LMW	GD	RST
ENG NOTICE NO.	REV. NO.	REVISIONS	DATE	BY	CHKD	APPR
CONFIDENTIALITY NOTICE						
THIS DRAWING AND INFORMATION CONTAINED HEREIN ARE THE EXCLUSIVE PROPERTY OF EMERSON CLIMATE TECHNOLOGIES, INC. AND SHALL BE RETURNED UPON DEMAND AND SHALL NOT BE REPRODUCED IN WHOLE OR IN PART, DISSEMINATED TO ANYONE ELSE OR USED, WITHOUT THE WRITTEN CONSENT OF EMERSON CLIMATE TECHNOLOGIES, INC.						
MATERIAL SPECIFICATION		SUPERSEDES DWG. NO. / REV. NO.		DRAWN BY		
N/A		497-2836-00 / 026		FRP		
		DATE		SCALE		
		01-24-14		3:4		
		DATE FORMAT:		MM-DD-YY		
TITLE		DRAWING NUMBER		SHEET 1 OF 1		
REF DWG-WELD COMP ASSM		497-2836-00		5		
UNCONTROLLED - DO NOT MODIFY						

COPYRIGHT EMERSON CLIMATE TECHNOLOGIES, INC. - CONFIDENTIAL