




Job Name:

System Reference:

Date:

Indoor Unit: MSZ-JP09WA	Outdoor Unit: MUZ-JP09WA	Wireless Remote Controller
		

### GENERAL FEATURES

- 115V
- Single-zone heat pump systems
- Blue Fin anti-corrosion treatment applied to the outdoor unit heat exchanger for increased coil protection and longer life
- Four fan speeds: Low, Medium, High, Super-high
- INVERTER-driven heat pump
- Cooling operation range: 14° F to 115° F
- Heating operation range: -4° F to 75° F
- Multiple control options available:
  - Hand-held Remote Controller (provided with unit)
  - kumo cloud® smart device app for remote access
  - Third-party interface options
  - Wired or wireless controllers
- 12-hour timer
- ECONO COOL mode
- AUTO restart
- Washable air filter
- Optional anti-allergy enzyme filter

## SPECIFICATIONS: MSZ-JP09WA & MUZ-JP09WA

Cooling at 95°F <sup>1</sup>	Maximum Capacity	BTU/H	10,000
	Rated Capacity	BTU/H	9,000
	Minimum Capacity	BTU/H	3,800
	Maximum Power Input	W	850
	Rated Power Input	W	750
	Moisture Removal	Pints/h	1.5
	Sensible Heat Factor		0.82
	Power Factor (208/230V)	%	93
Cooling at 82°F	Maximum Capacity	BTU/H	11,040
	Rated Capacity	BTU/H	9,700
	Minimum Capacity	BTU/H	4,196
	Maximum Power Input	W	766
	Rated Power Input	W	672
Heating at 47°F <sup>2</sup>	Maximum Capacity	BTU/H	11,800
	Rated Capacity	BTU/H	10,900
	Minimum Capacity	BTU/H	4,500
	Maximum Power Input	W	1,000
	Rated Power Input	W	900
	Power Factor	%	94
Heating at 17°F <sup>3</sup>	Maximum Capacity	BTU/H	7,200
	Rated Capacity	BTU/H	6,700
	Maximum Power Input	W	780
	Rated Power Input	W	700
Heating at 5°F <sup>4</sup>	Maximum Capacity	BTU/H	5,990
	Maximum Power Input	W	660
Heating at -4°F <sup>5</sup>	Maximum Capacity	BTU/H	4,680
Efficiency	SEER		17.0
	EER <sup>1</sup>		12.0
	HSPF (IV)		9.0
	COP at 47°F <sup>2</sup>		3.55
	COP at 17°F in Maximum Capacity <sup>3</sup>		2.71
	COP at 5°F in Maximum Capacity <sup>4</sup>		2.66
Electrical	Voltage, Phase, Frequency		115V, 1 phase, 60Hz
	Guaranteed Voltage Range	V AC	103-127
	Voltage: Indoor - Outdoor, S1-S2	V AC	115
	Voltage: Indoor - Outdoor, S2-S3	V DC	24
	Short-circuit Current Rating (SCCR)	kA	5
	Recommended Fuse/Breaker Size (Outdoor)	A	15
	Recommended Wire Size (Indoor - Outdoor)	AWG	14
Indoor Unit	MCA	A	1.4
	Blower Motor Full Load Amperage	A	1.07

## SPECIFICATIONS: MSZ-JP09WA & MUZ-JP09WA

	Blower Motor Output	W	30	
	Airflow Rate at Cooling, Dry	CFM	399-321-237-170	
	Airflow Rate at Cooling, Wet	CFM	364-286-201-134	
	Airflow Rate at Heating, Dry	CFM	406-321-237-170	
	Sound Pressure Level (Cooling)	dB(A)	43-37-30-22	
	Sound Pressure Level (Heating)	dB(A)	43-37-30-22	
	Drain Pipe Size	In. (mm)	5/8 (15.88)	
	Heat Exchanger Type		Plate fin coil	
	External Finish Color		Munsell 1.0Y 9.2/0.2	
	Unit Dimensions	W: In. (mm)		31-7/16 (798)
		D: In. (mm)		9-1/8 (232)
		H: In. (mm)		11-5/8 (295)
	Package Dimensions	W: In. (mm)		33-1/2 (850)
		D: In. (mm)		12 (300)
		H: In. (mm)		14 (350)
Unit Weight	Lbs. (kg)		22 (10)	
Package Weight	Lbs. (kg)		26 (11.5)	
Indoor Unit Operating Temperature Range	Cooling Intake Air Temp (Maximum / Minimum)*	°F	90F D.B / 73F W.B // 67F D.B / 57F W.B	
	Heating Intake Air Temp (Maximum / Minimum)	°F	80F D.B // 70F D.B	
Outdoor Unit	MCA	A	12	
	MOCP	A	15	
	Fan Motor Full Load Amperage	A	0.7	
	Fan Motor Output	W	55	
	Airflow Rate	CFM	1,105 / 1,225	
	Refrigerant Control		LEV	
	Defrost Method		Reverse cycle	
	Heat Exchanger Type		Plate fin coil	
	Blue Fin Coating on Heat Exchanger		Yes	
	Sound Pressure Level, Cooling <sup>1</sup>	dB(A)	46	
	Sound Pressure Level, Heating <sup>2</sup>	dB(A)	50	
	Compressor Type		DC INVERTER-driven	
	Compressor Model		KNB073FRXMC	
	Compressor Rated Load Amps	A	8.8	
	Compressor Locked Rotor Amps	A	11.0	
	Compressor Oil Type // Charge	oz.	FV50S // 9.1	
	External Finish Color		Ivory Munsell 3Y 7.8/1.1	
	Unit Dimensions	W: In. (mm)		31-1/2 (800)
		D: In. (mm)		11-1/4 (285)
		H: In. (mm)		21-5/8 (550)
Package Dimensions	W: In. (mm)		37 (940)	
	D: In. (mm)		14-15/16 (380)	

## SPECIFICATIONS: MSZ-JP09WA & MUZ-JP09WA

		H: In. (mm)	24-13/16 (630)
	Unit Weight	Lbs. (kg)	73 (33)
	Package Weight	Lbs. (kg)	79 (36)
Outdoor Unit Operating Temperature Range	Cooling Air Temp (Maximum / Minimum)*	°F	115 / 14
	Cooling Thermal Lock-out / Re-start Temperatures**	°F	-1 / 3
	Heating Air Temp (Maximum / Minimum)	°F	75 / -4
	Heating Thermal Lock-out / Re-start Temperatures**	°F	-9 / -4
Refrigerant	Type		R410A
	Charge	Lbs, oz	1, 12
Piping	Gas Pipe Size O.D. (Flared)	In.(mm)	3/8 (9.52)
	Liquid Pipe Size O.D. (Flared)	In.(mm)	1/4 (6.35)
	Maximum Piping Length	Ft. (m)	65 (20)
	Maximum Height Difference	Ft. (m)	40 (12)
	Maximum Number of Bends		10

### Notes

AHRI Rated Conditions (Rated data is determined at a fixed compressor speed)	<sup>1</sup> Cooling (Indoor // Outdoor)	°F	80 DB, 67 WB // 95 DB, 75 WB
	<sup>2</sup> Heating at 47°F (Indoor // Outdoor)	°F	70 DB, 60 WB // 47 DB, 43 WB
	<sup>3</sup> Heating at 17°F (Indoor // Outdoor)	°F	70 DB, 60 WB // 17 DB, 15 WB
Conditions	<sup>4</sup> Heating at 5°F (Indoor // Outdoor)	°F	70 DB, 60 WB // 5 DB, 4 WB
	<sup>5</sup> Heating at -4°F (Indoor // Outdoor)	°F	70 DB, 60 WB // -4 DB, -5 WB

\*Applications should be restricted to comfort cooling only; equipment cooling applications are not recommended for low ambient temperature conditions.

\*\*System cuts out in heating mode to avoid thermistor error and automatically restarts at these temperatures.

## ACCESSORIES: MSZ-JP09WA

Anti-allergy Enzyme Filter	□ MAC-408FT-E
kumo touch™ RedLINK™ Wireless Controller	□ MHK2
Deluxe MA Remote Controller <sup>1</sup>	□ PAR-40MAAU
Simple MA Controller <sup>1</sup>	□ PAC-YT53CRAU-J
Touch MA Controller <sup>1</sup>	□ PAR-CT01MAU-SB
Wired Remote Sensor	□ M21-EAA-307
Wireless Temperature and Humidity Sensor	□ PAC-USWHS003-TH-1
System Control Interface <sup>2</sup>	□ MAC-334IF-E
Wireless Interface 2	□ PAC-USWHS002-WF-2
Thermostat Interface	□ PAC-US444CN-1
kumo station®	□ PAC-WHS01HC-E
USNAP Interface	□ PAC-WHS01UP-E
IT Extender	□ PAC-WHS01IE-E
BACnet® and MODBUS® Interface	□ PAC-UKPRC001-CN-1
External Fan / Heater Control Relay Adapter	□ CN24RELAY-KIT-CM3
Blue Diamond Sensor Extension Cable — 15 Ft.	□ C13-103
Blue Diamond Alarm Extension Cable — 6.5 Ft.	□ C13-192
Blue Diamond MultiTank — collection tank for use with multiple pumps	□ C21-014
Blue Diamond Rubber Foot Pads	□ F10-010
Mini Condensate Pump — 230 volt application	□ SI30-230
MegaBlue Advanced Blue Diamond Condensate Pump w/ Reservoir & Sensor	□ X87-835 - 110 to 250V
MaxiBlue Advanced Blue Diamond Mini Condensate Pump w/ Reservoir & Sensor (110V) up to 48,000 BTU/H[recommended]	□ X87-711 - 110V
MicroBlue Blue Diamond Mini Condensate Pump (110/208/230V) up to 18,000 BTU/H	□ X85-003
Fascia Kit for MicroBlue Pump – mounts the MicroBlue and sensor directly beneath the indoor unit	□ T18-016
Drain Pan Level Sensor	□ SS610E
(30A/600V/UL) [fits 2" X 4" utility box] - Black	□ TAZ-MS303
(30A/600V/UL) [fits 2" X 4" utility box] - White	□ TAZ-MS303W

<sup>1</sup> Requires MAC-334IF-E

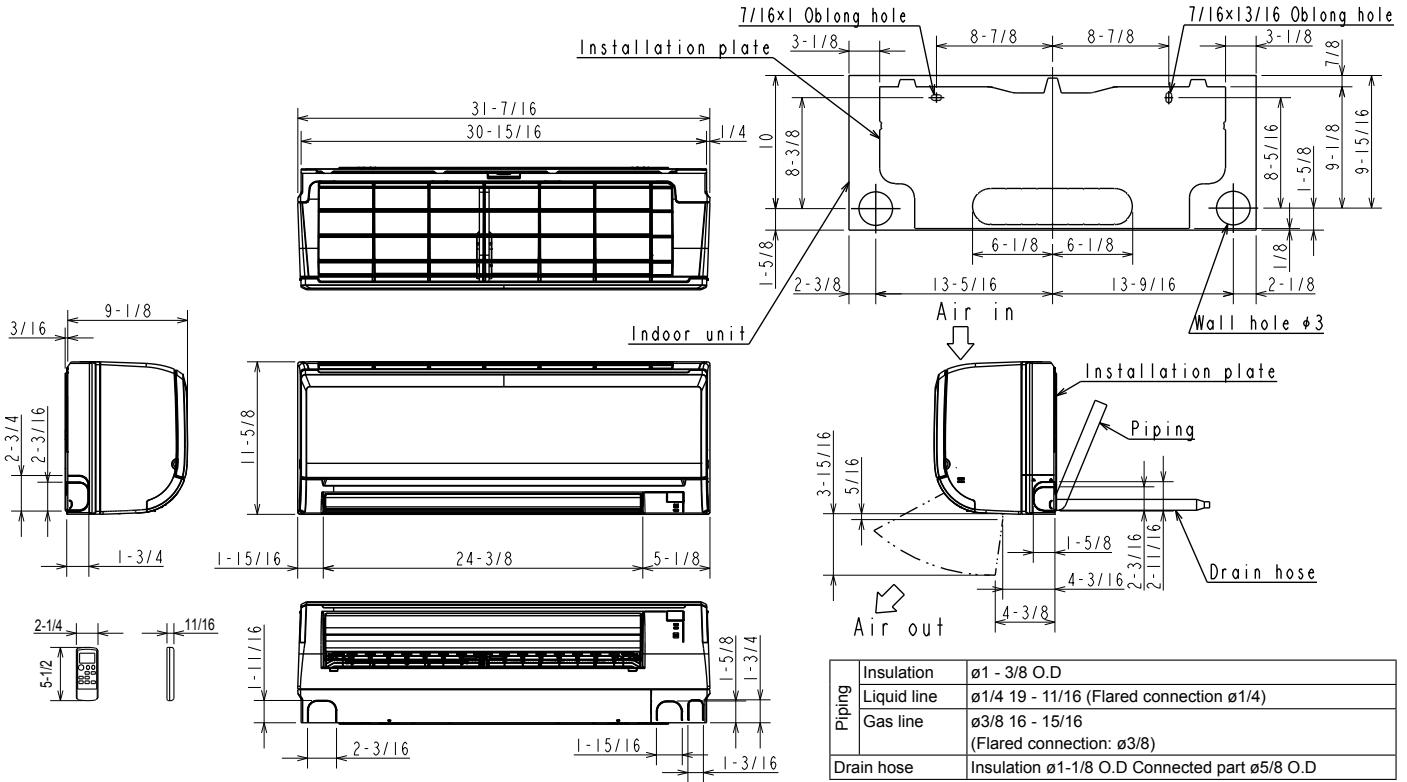
<sup>2</sup> Allows indoor units to connect to an MA Controller

## ACCESSORIES: MUZ-JP09WA

Air Outlet Guide	□ MAC-881SG
Drain Socket	□ MAC-860DS
Hail Guard	□ HG-B4
Outdoor Unit 3-1/4 inch Mounting Base (Pair) - Plastic	□ DSD-400P
Condensing Unit Mounting Pad 16" x 36" x 3"	□ ULTRILITE1
Outdoor Unit Stand — 12" High	□ QSMS1201M
Outdoor Unit Stand — 18" High	□ QSMS1801M
Outdoor Unit Stand — 24" High	□ QSMS2401M
Heavy Duty Wall Mounting Bracket— Coated Steel	□ QSWB2000M-1
Heavy Duty Wall Mounting Bracket — 316 Series Stainless Steel	□ QSWBSS
15' x 1/4" x 15' / 3/8" Lineset (Twin-Tube Insulation)	□ MLS143812T-15
30' x 1/4" x 30' / 3/8" Lineset (Twin-Tube Insulation)	□ MLS143812T-30
50' x 1/4" x 50' / 3/8" Lineset (Twin-Tube Insulation)	□ MLS143812T-50
65' x 1/4" x 65' / 3/8" Lineset (Twin-Tube Insulation)	□ MLS143812T-65

# DIMENSIONS: MSZ-JP09WA

Unit: inch



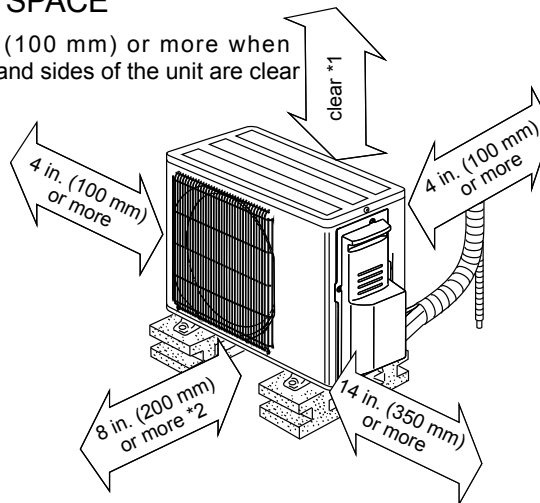
Insulation	ø1 - 3/8 O.D
Piping	Liquid line ø1/4 19 - 11/16 (Flared connection ø1/4)
	Gas line ø3/8 16 - 15/16 (Flared connection: ø3/8)
Drain hose	Insulation ø1-1/8 O.D Connected part ø5/8 O.D

# DIMENSIONS: MUZ-JP09WA

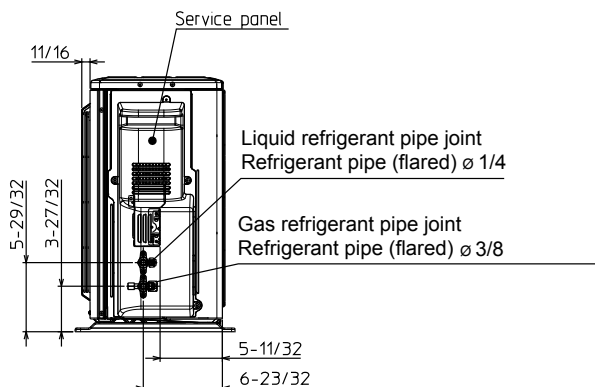
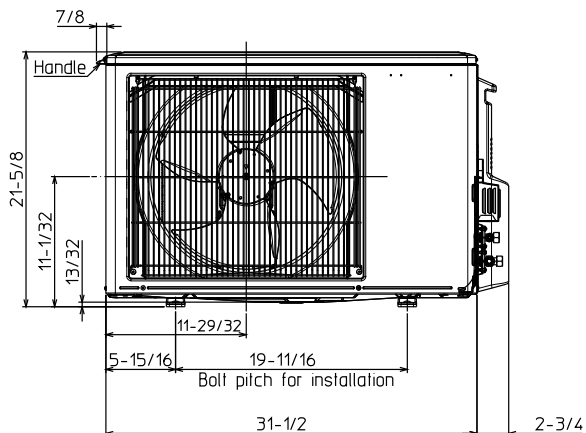
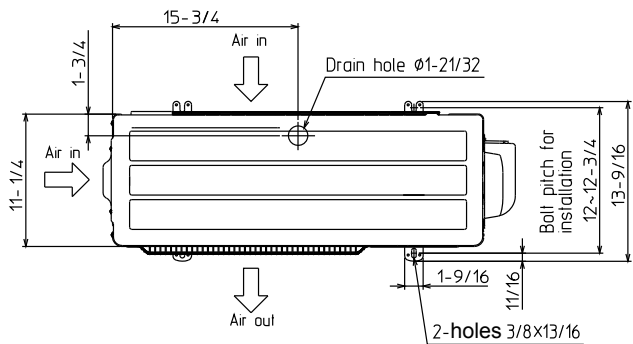
Unit: inch

## REQUIRED SPACE

\*1 4 in. (100 mm) or more when front and sides of the unit are clear



\*2 When any 2 sides of left, right and rear of the unit are clear



1340 Satellite Boulevard, Suwanee, GA 30024  
Toll Free: 800-433-4822 www.mehvac.com

FORM# MSZ-JP09WA / MUZ-JP09WA - 202003



Specifications are subject to change without notice.

© 2020 Mitsubishi Electric Trane HVAC US LLC. All rights reserved.