

Air-Cooled Condensing Unit Technical Guide

1/2 - 6 HP Indoor and Outdoor Models



Table of Contents

Nomenclature.....	2
Features & Benefits	3
Options	4
Hermetic Compressors	5-9
Performance Data	5-8
High Temperature (R-404A/507)	5
Extended Temperature (R-404A/507).....	6
Low Temperature (R-404A/507).....	7
Extended Temperature (R-407C).....	7
Unit Specifications.	8
Electrical Data.....	9
Scroll Compressors	10-16
Performance Data	10-15
Medium Temperature (R-404A/507).....	10
Medium Temperature (R-407A).....	11
Medium Temperature (R-407C).....	12
Low Temperature (R-404A/507).....	13
Low Temperature (R-407A).....	14
Low Temperature (R-407C).....	15
Unit Specifications	16
Electrical Data.....	16
Semi-hermetic Compressors.....	17-20
Performance Data	17-18
Medium Temperature (R-404A/507)	17
Low Temperature (R-404A/507).....	18
Unit Specifications	19
Electrical Data.....	20
Replacement Parts by InterLink™	21
Dimensional Drawings of Cabinet	22-23



Nomenclature

L	H	T	030	L	6	C	F
Model	Compressor	Application	Equiv. HP	Temp.	Refrigerant	Voltage	Identifier
L = Larkin	H = Hermetic S = Semi-herm. Z = Scroll	T = Outdoor N = Indoor S = Beacon II™ Microprocessor	005 = 1/2 HP 008/009 = 3/4 HP 010, 011 = 1 HP 01* = 1-1/2 HP 02* = 2 HP 03* = 3 HP 04* = 4 HP 05* = 5 HP 060 = 6 HP	H = High L = Low M = Medium E = Extra Low X = Extended Medium	6 = R-404A/507 (R-407A/407C Available on se- lect Hermetic and Scroll Models)	B = 208/230/1/60 C = 208/230/3/60 D = 460/3/60 G = 230/1/60 K = 230/3/60	F = Stock

Features & Benefits

Cabinet & Construction

- Microchannel coil technology standard on most units
- Painted steel cabinets for superior strength and corrosion protection
- Heavy duty steel raised base with 1-1/2" legs
- Fan guards and wiring conduit on indoor models

Serviceability

- Suction service valves for hermetic and scroll compressors located outside the cabinet for quick installations. Semi-hermetic compressor models have a suction valve on the compressor and an access fitting on the suction line entering the cabinet.
- Receiver with fusible plug, liquid shutoff valve and charging port is standard
- Large electrical panel for ease of access
- Prefabricated wiring harnesses for tight crimp connections and consistent labeling
- Unit stays on if the hood is removed for servicing
- Sight glass is easily viewable

Quality

- All units are completely leak tested in a helium environment, bump tested and allowed to cycle off on the high and low pressure control. Each unit has a copy of the run data shipped inside the electrical panel
- Electrical circuits are completely checked for continuity
- Piping is laid out to minimize stress and vibration and is pre-bent to eliminate leaks
- Encapsulated, auto-reset, high and low pressure controls to eliminate leaks (standard on all high and medium temperature models, adjustable low pressure control standard on low temperature models)

Components

Fan

- Specifically matched with motor and coil to attain maximum air movement and cooling

Motor

- Rated for 50 and 60 cycle application
- Standard PSC or optional Variable Speed EC (VSEC) with Orbus Controller

Compressor


- Wide variety of compressors including: hermetic, semi-hermetic and scroll. R-404A/507 available for both medium and low temperature applications (R-407A/407C Available on select Scroll & Hermetic Models)
- Spring-mounted compressors with vibration eliminators on all 1-1/2 to 6 HP semi-hermetic compressors; 1/2 to 1 HP semi-hermetic compressors are rigid mounted and have a discharge loop
- Discharge service valves come standard on all units including hermetics



Typical Outdoor Hermetic Unit



Typical Outdoor Unit with throwaway liquid-line filter and sight glass



Typical Outdoor Hermetic Unit with liquid filter drier and sight glass

Options

Electrical options:	Outdoor	Indoor	Stock
Adjustable low pressure control for medium temp. comp.	Option	Option	N/A
Air or electric defrost timer only	Option	Option	1/2-3 HP low temp.
Beacon II™	Option	N/A	N/A
Crankcase heater	Standard	N/A	Standard
Dual pressure control (not available on Beacon II™)	Option	Option	N/A
Electric defrost with timer & contactors (040-060 models only)	Option	Option	4-6 HP low temp.
Fixed fan cycling — pressure or temperature (2 fan units) (Pressure standard on Beacon II™)	Option	Option	N/A
Fused disconnect / Non-fused disconnect	Option	Shipped loose	N/A
Phase loss / low voltage monitor	Option	Option	N/A
Smart Defrost Kit™ (Factory-Installed)	Option	Option	N/A
Variable speed EC (VSEC) motors with Orbus controller	Option	N/A	N/A
Mechanical options:			
12" Extended legs for snowbelt operation	Shipped loose	Shipped loose	Shipped loose
Head pressure control flooding valve	Standard	Option	Standard
Liquid line drier, sight glass	Option	Option	Standard
Liquid line solenoid valve and pumpdown switch	Option	Option	N/A
Low ambient kit with heated and insulated receiver, TD relay	Option	N/A	N/A
Oil separator with discharge line check valve (D cabinet)	Option	Option	N/A
Oversize receiver (D cabinet)	Option	Option	N/A
Precharged refrigerant with quick connect fittings	Option	Option	N/A
Replaceable core liquid line filter (D cabinet)	Option	Option	N/A
Replaceable core suction line filter (D cabinet)	Option	Option	N/A
Suction accumulator	Option	Option	N/A
Suction line filter	Option	Option	N/A



The Beacon II™ Refrigeration System is a preassembled, factory installed refrigeration system featuring an integrated microcomputer based electronic control board.

The Beacon II™ Refrigeration System replaces the expansion valve, solenoid valve, room thermostat, defrost control and timer. It comes factory preset thereby eliminating all of the expensive and time consuming fine tuning and adjustments necessary for a good system installation. For additional information, contact your Sales Representative.

HERMETIC COMPRESSORS

Performance Data - High Temperature (R-404A/507)

Model	Compressor	Capacity BTUH @ 90°F Ambient Suction Temperature	
		40°F	35°F
LH*005H6†	RST45C1E	8,910	8,150
LH*009H6†	RST64C1E	12,520	11,570
LH*010H6†	RST70C1E	13,720	12,610
LH*015H6	CS10K6E	21,400	19,460
LH*025H6	CS14K6E	26,320	24,270
LH*032H6	CS20K6E	42,890	39,110
LH*040H6	CS27K6E	52,240	48,170
LH*050H6	CS33K6E	57,030	52,650

Model	Compressor	Capacity BTUH @ 95°F Ambient Suction Temperature	
		40°F	35°F
LH*005H6†	RST45C1E	8,510	7,790
LH*009H6†	RST64C1E	11,980	11,080
LH*010H6†	RST70C1E	13,010	11,960
LH*015H6	CS10K6E	20,260	18,400
LH*025H6	CS14K6E	25,000	23,030
LH*032H6	CS20K6E	40,730	37,110
LH*040H6	CS27K6E	49,580	45,670
LH*050H6	CS33K6E	54,240	50,060

Model	Compressor	Capacity BTUH @ 100°F Ambient Suction Temperature	
		40°F	35°F
LH*005H6†	RST45C1E	8,120	7,430
LH*009H6†	RST64C1E	11,440	10,580
LH*010H6†	RST70C1E	12,310	11,320
LH*015H6	CS10K6E	19,120	17,350
LH*025H6	CS14K6E	23,690	21,810
LH*032H6	CS20K6E	38,560	35,100
LH*040H6	CS27K6E	46,920	43,180
LH*050H6	CS33K6E	51,440	47,460

Model	Compressor	Capacity BTUH @ 110°F Ambient Suction Temperature	
		40°F	35°F
LH*005H6†	RST45C1E	7,340	6,710
LH*009H6†	RST64C1E	10,350	9,580
LH*010H6†	RST70C1E	10,920	10,040
LH*015H6	CS10K6E	16,880	15,280
LH*025H6	CS14K6E	21,100	19,410
LH*032H6	CS20K6E	34,210	31,070
LH*040H6	CS27K6E	41,630	38,220
LH*050H6	CS33K6E	45,860	42,260

* = T for Outdoor, N for Indoor, S for Beacon II™

† = RST compressor not suitable for R-507

HERMETIC COMPRESSORS

Performance Data - Extended Temperature (R-404A/507)

Model	Compressor	Capacity BTUH @ 90°F Ambient Suction Temperature						
		30°F	25°F	20°F	0°F	-10°F	-20°F	-25°F
LH*005X6 [†]	RST45C1E	6,850	6,270	5,710	3,690	2,810	1,980	1,550
LH*008X6 [†]	RST55C1E	8,130	7,450	6,790	4,430	3,490	2,710	2,400
LH*009X6 [†]	RST64C1E	9,590	8,820	8,080	5,350	4,240	3,270	2,850
LH*010X6 [†]	RST70C1E	10,060	9,300	8,660	5,540	4,080	2,750	2,050
LH*015X6	CS10K6E	16,430	15,090	13,550	7,910	5,280	3,610	2,970
LH*020X6	CS12K6E	18,590	17,000	15,420	9,110	6,330	4,030	3,270
LH*025X6	CS14K6E	20,150	18,630	17,270	10,900	8,050	5,740	4,760
LH*030X6	CS18K6E	29,490	27,030	24,550	14,390	10,600	7,380	6,180
LH*032X6	CS20K6E	32,420	29,620	26,840	15,930	12,200	8,780	7,000
LH*040X6	CS27K6E	43,970	39,510	35,150	20,560	14,980	11,830	8,690
LH*050X6	CS33K6E	44,600	43,160	39,300	24,160	17,610	13,500	11,700

Model	Compressor	Capacity BTUH @ 95°F Ambient Suction Temperature						
		30°F	25°F	20°F	0°F	-10°F	-20°F	-25°F
LH*005X6 [†]	RST45C1E	6,530	5,970	5,440	3,510	2,660	1,850	1,430
LH*008X6 [†]	RST55C1E	7,730	7,070	6,440	4,180	3,280	2,550	2,250
LH*009X6 [†]	RST64C1E	9,150	8,420	7,710	5,090	4,020	3,100	2,690
LH*010X6 [†]	RST70C1E	9,400	8,850	8,170	5,120	3,770	2,610	1,820
LH*015X6	CS10K6E	15,400	13,960	12,800	7,220	5,060	3,330	2,630
LH*020X6	CS12K6E	17,490	16,000	14,470	8,370	5,830	3,860	2,830
LH*025X6	CS14K6E	18,920	17,490	16,250	10,090	7,530	5,230	4,330
LH*030X6	CS18K6E	27,840	25,490	23,130	13,480	9,710	6,750	5,620
LH*032X6	CS20K6E	30,530	27,890	25,240	14,800	11,200	7,930	6,220
LH*040X6	CS27K6E	41,480	37,270	33,160	19,400	14,130	11,160	8,200
LH*050X6	CS33K6E	42,300	41,000	37,180	22,370	17,300	12,700	10,900

Model	Compressor	Capacity BTUH @ 100°F Ambient Suction Temperature						
		30°F	25°F	20°F	0°F	-10°F	-20°F	-25°F
LH*005X6 [†]	RST45C1E	6,200	5,670	5,170	3,330	2,510	1,720	1,310
LH*008X6 [†]	RST55C1E	7,320	6,700	6,090	3,930	3,070	2,390	2,100
LH*009X6 [†]	RST64C1E	8,720	8,010	7,340	4,830	3,810	2,920	2,540
LH*010X6 [†]	RST70C1E	8,790	8,290	7,680	4,760	3,430	2,230	1,570
LH*015X6	CS10K6E	14,210	13,150	11,780	6,660	4,580	2,930	2,270
LH*020X6	CS12K6E	16,410	14,990	13,380	7,700	5,280	3,420	2,420
LH*025X6	CS14K6E	17,730	16,390	15,220	9,390	6,950	4,770	3,930
LH*030X6	CS18K6E	26,190	23,970	21,800	12,570	8,880	6,120	5,110
LH*032X6	CS20K6E	28,600	26,160	23,750	13,740	10,300	7,050	5,370
LH*040X6	CS27K6E	38,980	35,030	31,180	18,240	13,290	10,500	7,700
LH*050X6	CS33K6E	39,800	38,760	34,810	20,760	16,200	11,800	10,000

Model	Compressor	Capacity BTUH @ 110°F Ambient Suction Temperature						
		30°F	25°F	20°F	0°F	-10°F	-20°F	-25°F
LH*005X6 [†]	RST45C1E	5,540	5,060	4,610	2,950	2,210	1,470	1,080
LH*008X6 [†]	RST55C1E	6,530	5,970	5,410	3,450	2,670	2,070	1,820
LH*009X6 [†]	RST64C1E	7,830	7,200	6,580	4,310	3,390	2,580	2,250
LH*010X6 [†]	RST70C1E	7,700	7,140	6,590	4,080	3,010	1,680	-
LH*015X6	CS10K6E	12,150	11,110	10,030	5,410	3,650	2,140	1,540
LH*020X6	CS12K6E	14,270	12,980	11,550	6,460	4,410	2,580	1,660
LH*025X6	CS14K6E	15,430	14,450	13,230	8,100	5,760	3,860	2,990
LH*030X6	CS18K6E	23,000	21,020	18,970	10,810	7,100	4,940	4,140
LH*032X6	CS20K6E	24,840	22,790	20,580	11,490	8,260	5,270	3,630
LH*040X6	CS27K6E	35,150	31,240	27,520	15,210	11,290	8,920	6,550
LH*050X6	CS33K6E	35,200	34,060	30,530	19,000	14,100	10,400	9,010

* = T for Outdoor, N for Indoor, S for Beacon II™

† = RST compressor not suitable for R-507

HERMETIC COMPRESSORS

Performance Data - Low Temperature (R-404A/507)

Model	Compressor	Capacity BTUH @ 90°F Ambient Suction Temperature					
		0°F	-5°F	-10°F	-20°F	-25°F	-30°F
LH*011L6	CF04K6E	7,030	6,240	5,370	3,850	3,330	2,630
LH*014L6	CF06K6E	10,500	9,380	7,830	6,090	4,890	4,080
LH*019L6	CF06K6E	12,100	10,180	8,910	6,580	5,530	4,570
LH*025L6	CF09K6E	15,550	14,500	12,700	9,000	7,560	6,230
LH*031L6	CF12K6E	18,840	17,800	15,140	11,540	9,790	8,070

Model	Compressor	Capacity BTUH @ 95°F Ambient Suction Temperature					
		0°F	-5°F	-10°F	-20°F	-25°F	-30°F
LH*011L6	CF04K6E	6,840	5,750	4,920	3,650	3,020	2,360
LH*014L6	CF06K6E	9,900	8,840	7,750	5,670	4,710	3,680
LH*019L6	CF06K6E	11,400	10,100	8,750	6,040	5,030	4,150
LH*025L6	CF09K6E	15,400	13,700	12,000	8,300	6,950	5,750
LH*031L6	CF12K6E	17,690	16,800	14,360	10,910	9,170	7,470

Model	Compressor	Capacity BTUH @ 100°F Ambient Suction Temperature					
		0°F	-5°F	-10°F	-20°F	-25°F	-30°F
LH*011L6	CF04K6E	6,310	5,170	4,460	3,300	2,660	2,070
LH*014L6	CF06K6E	9,310	8,280	7,280	5,280	4,350	3,510
LH*019L6	CF06K6E	10,700	9,430	8,170	5,810	4,570	3,700
LH*025L6	CF09K6E	14,500	12,800	11,200	8,130	6,410	5,220
LH*031L6	CF12K6E	17,600	15,090	13,410	10,700	9,040	7,320

Model	Compressor	Capacity BTUH @ 110°F Ambient Suction Temperature					
		0°F	-5°F	-10°F	-20°F	-25°F	-30°F
LH*011L6	CF04K6E	5,240	4,450	3,620	2,630	2,100	-
LH*014L6	CF06K6E	8,310	7,340	6,420	4,580	3,730	2,990
LH*019L6	CF06K6E	9,330	8,170	7,040	4,920	3,980	3,090
LH*025L6	CF09K6E	12,700	11,400	9,900	7,030	5,760	4,590
LH*031L6	CF12K6E	15,700	14,000	12,400	9,250	7,690	6,100

* = T for Outdoor, N for Indoor, S for Beacon II™

Performance Data - Extended Temperature (R-407C)

Model	Compressor	Capacity BTUH @ 90°F Ambient Suction Temperature					
		40°F	30°F	25°F	20°F	10°F	0°F
LH*005X6	RST45C1E	7,560	6,180	5,550	4,930	3,870	2,990
LH*008X6	RST55C1E	7,870	6,690	6,100	5,540	4,490	3,550
LH*009X6	RST64C1E	10,610	8,820	8,000	7,230	5,790	4,490
LH*010X6	RST70C1E	10,760	8,970	8,170	7,400	5,970	4,630

Model	Compressor	Capacity BTUH @ 95°F Ambient Suction Temperature					
		40°F	30°F	25°F	20°F	10°F	0°F
LH*005X6	RST45C1E	7,270	5,940	5,320	4,740	3,700	2,850
LH*008X6	RST55C1E	7,540	6,410	5,850	5,320	4,310	3,410
LH*009X6	RST64C1E	10,170	8,450	7,670	6,930	5,540	-
LH*010X6	RST70C1E	10,330	8,610	7,840	7,100	5,730	-

Model	Compressor	Capacity BTUH @ 100°F Ambient Suction Temperature					
		40°F	30°F	25°F	20°F	10°F	0°F
LH*005X6	RST45C1E	6,980	5,700	5,100	4,540	3,540	2,720
LH*008X6	RST55C1E	7,210	6,130	5,590	5,090	4,130	-
LH*009X6	RST64C1E	9,730	8,090	7,340	6,630	5,310	-
LH*010X6	RST70C1E	9,900	8,250	7,510	6,810	5,480	-

Model	Compressor	Capacity BTUH @ 110°F Ambient Suction Temperature					
		40°F	30°F	25°F	20°F	10°F	0°F
LH*005X6	RST45C1E	6,430	5,230	4,670	4,160	3,230	-
LH*008X6	RST55C1E	6,540	5,570	5,100	4,630	3,770	-
LH*009X6	RST64C1E	-	7,350	6,670	6,030	4,830	-
LH*010X6	RST70C1E	-	7,540	6,840	6,200	5,000	-

* = T for Outdoor, N for Indoor, S for Beacon II™

HERMETIC COMPRESSORS

Unit Specifications

Model	Fig. ++	Compressor	Connections (ID)		Receiver 90% Full Lbs.	Fan(s)	Dimensions			Net Wt. Lbs.	Sound Data dBA [†]
			Liquid	Suction			D (In.)	W (In.)	H (In.)		
LH*005X6	A	RST45C1E	3/8	1/2	5.5	1	28-1/4	23-3/4	17-1/2	135	68
LH*008X6	A	RST55C1E	3/8	1/2	5.5	1	28-1/4	23-3/4	17-1/2	135	68
LH*009X6	A	RST64C1E	3/8	1/2	5.5	1	28-1/4	23-3/4	17-1/2	144	68
LH*010X6	A	RST70C1E	3/8	5/8	5.5	1	28-1/4	23-3/4	17-1/4	138	68
LH*015X6	B	CS10K6E	3/8	5/8	9.0	2	28-1/4	37-3/4	17-1/4	193	71
LH*020X6	B	CS12K6E	3/8	7/8	9.0	2	28-1/4	37-3/4	17-1/4	203	73
LH*025X6	B	CS14K6E	3/8	7/8	9.0	2	28-1/4	37-3/4	17-1/4	208	74
LH*030X6	D	CS18K6E	1/2	7/8	20.0	1	30-1/4	42-1/2	29-3/4	290	73
LH*032X6	D	CS20K6E	1/2	7/8	20.0	1	30-1/4	42-1/2	29-3/4	275	76
LH*040X6	D	CS27K6E	1/2	1-1/8	20.0	1	30-1/4	42-1/2	29-3/4	281	73
LH*050X6	D	CS33K6E	1/2	1-1/8	20.0	1	30-1/4	42-1/2	29-3/4	313	73
LH*011L6	A	CF04K6E	3/8	5/8	5.5	1	28-1/4	23-3/4	17-1/4	139	73
LH*014L6	A	CF06K6E	3/8	5/8	5.5	1	28-1/4	23-3/4	17-1/4	170	73
LH*019L6	B	CF06K6E	3/8	5/8	9.0	2	28-1/4	37-3/4	17-1/4	200	69
LH*025L6	B	CF09K6E	3/8	7/8	9.0	2	28-1/4	37-3/4	17-1/4	222	76
LH*031L6	C	CF12K6E	1/2	7/8	14.0	2	28-1/4	37-3/4	19-3/4	223	77
LH*005H6	A	RST45C1E	3/8	1/2	5.5	1	28-1/4	23-3/4	17-1/4	135	68
LH*009H6	A	RST64C1E	3/8	5/8	5.5	1	28-1/4	23-3/4	17-1/4	144	68
LH*010H6	A	RST70C1E	3/8	5/8	5.5	1	28-1/4	23-3/4	17-1/4	138	68
LH*015H6	B	CS10K6E	3/8	5/8	9.0	2	28-1/4	37-3/4	17-1/4	193	71
LH*025H6	B	CS14K6E	3/8	7/8	9.0	2	28-1/4	37-3/4	17-1/4	208	74
LH*032H6	D	CS20K6E	1/2	7/8	20.0	1	30-1/4	42-1/2	29-3/4	275	76
LH*040H6	D	CS27K6E	1/2	1-1/8	20.0	1	30-1/4	42-1/2	29-3/4	281	73
LH*050H6	D	CS33K6E	1/2	1-1/8	20.0	1	30-1/4	42-1/2	29-3/4	313	73

* = T for Outdoor, N for Indoor, S for Beacon II™

++ = See Dimensional Drawings for details

† = Estimated sound pressure values are 10 feet from the unit. For estimating sound pressure from the unit at different distances, deduct the following from the unit values: 20 feet, deduct 6 dBA for 40 feet, deduct 12 dBA for 80 feet, deduct 18 dBA. This data is typical of "free field" conditions for horizontal air cooled condensing units at the outlet of the discharge air. The actual sound measurements may vary depending on the condensing unit installation. Factors such as reflecting walls, background noise and mounting conditions may have a significant influence on this data.

HERMETIC COMPRESSORS

Electrical Data

Model	Part Number	Power Supply			Compressor		Fan Motor			MCA		MOPD		Evap. Fan Amps	Defrost Heater Amps
		Volts	Ph	Hz†	RLA	LRA	Qty.	HP	FLA	Air	Elec.	Air	Elec.		
LH*005X6B	RST45C1E-CAV	208-230	1	60	4.6	26.5	1	1/15	0.5	15.0	20.0	15	20	8.0	15
LH*008X6B	RST55C1E-CAV	208-230	1	60	6.1	33.7	1	1/15	0.5	15.0	20.0	15	20	8.0	15
LH*009X6B	RST64C1E-CAV	208-230	1	60	8.0	43.0	1	1/15	0.5	15.0	20.0	15	20	6.0	15
LH*010X6B	RST70C1E-PFV	208-230	1	60	6.3	34.2	1	1/15	0.5	15.0	20.0	15	20	7.0	15
LH*010X6C	RST70C1E-TFC	208-230	3	60	4.2	31.0	1	1/15	0.5	15.0	20.0	15	20	8.6	15
LH*015X6B	CS10K6E-PFV	208-230	1	60	9.8	56.0	2	1/15	1.0	15.0	24.0	20	25	6.0	19
LH*015X6C	CS10K6E-TF5	208-230	3	60	6.7	51.0	2	1/15	1.0	15.0	20.0	15	20	7.0	15
LH*020X6B	CS12K6E-PFV	208-230	1	60	9.8	56.0	2	1/15	1.0	15.0	24.0	20	25	6.0	19
LH*020X6C	CS12K6E-TF5	208-230	3	60	6.7	51.0	2	1/15	1.0	15.0	24.0	15	25	9.0	19
LH*025X6B	CS14K6E-PFV	208-230	1	60	11.2	61.0	2	1/15	1.0	15.0	29.0	25	30	6.0	23
LH*025X6C	CS14K6E-TF5	208-230	3	60	8.2	55.0	2	1/15	1.0	15.0	24.0	15	25	9.0	19
LH*025X6D	CS14K6E-TFD	460	3	60	4.2	28.0	2	1/15	1.0	15.0	15.0	15	15	^	^
LH*030X6B	CS18K6E-PFV	208-230	1	60	14.4	82.0	1	1/3	3.5	21.0	38.0	35	45	12.0	30
LH*030X6C	CS18K6E-TF5	208-230	3	60	9.4	65.5	1	1/3	3.5	15.0	29.0	20	30	7.0	23
LH*030X6D	CS18K6E-TFD	460	3	60	3.9	33.0	1	1/3	1.9	15.0	15.0	15	15	^	^
LH*032X6B	CS20K6E-PFV	208-230	1	60	16.7	96.0	1	1/3	3.5	24.0	38.0	40	50	12.0	30
LH*032X6C	CS20K6E-TF5	208-230	3	60	10.3	75.0	1	1/3	3.5	20.0	29.0	25	30	7.0	23
LH*032X6D	CS20K6E-TFD	460	3	60	4.6	40.0	1	1/3	1.9	15.0	15.0	15	15	^	^
LH*040X6B	CS27K6E-PFV	208-230	1	60	21.5	121.0	1	1/3	3.5	30.3	44.0	50	60	12.0	35
LH*040X6C	CS27K6E-TF5	208-230	3	60	13.7	105.0	1	1/3	3.5	20.7	38.0	30	45	12.0	30
LH*040X6D	CS27K6E-TFD	460	3	60	7.6	52.0	1	1/3	1.9	15.0	29.0	15	30	11.0	23
LH*050X6B	CS33K6E-PFV	208-230	1	60	27.6	125.0	1	1/3	3.5	38.0	59.0	50	60	12.0	47
LH*050X6C	CS33K6E-TF5	208-230	3	60	16.8	102.0	1	1/3	3.5	24.5	38.0	40	50	12.0	30
LH*050X6D	CS33K6E-TFD	460	3	60	8.8	48.0	1	1/3	1.9	15.0	29.0	20	30	10.0	23
LH*011L6B	CF04K6E-PFV	208-230	1	60	8.6	59.2	1	1/15	0.5	15.0	20.0	15	25	7.0	15
LH*011L6C	CF04K6E-TF5	200-230	3	60	3.9	52.0	1	1/15	0.5	15.0	20.0	15	20	8.0	15
LH*014L6B	CF06K6E-PFV	208-230	1	60	10.3	59.2	1	1/15	0.5	15.0	20.0	20	25	4.0	15
LH*014L6C	CF06K6E-TF5	200-230	3	60	6.3	52.0	1	1/15	0.5	15.0	24.0	15	25	9.0	19
LH*019L6B	CF06K6E-PFV	208-230	1	60	10.3	59.2	2	1/15	1.0	15.0	24.0	20	30	6.0	19
LH*019L6C	CF06K6E-TF5	208-230	3	60	6.3	52.0	2	1/15	1.0	15.0	24.0	15	25	9.0	19
LH*025L6B	CF09K6E-PFV	208-230	1	60	15.0	87.0	2	1/15	1.0	20.0	29.0	30	40	6.0	23
LH*025L6C	CF09K6E-TF5	200-230	3	60	9.2	72.2	2	1/15	1.0	15.0	21.0	20	25	7.0	15
LH*031L6B	CF12K6E-PFV	208-230	1	60	17.0	105.0	2	1/15	1.0	22.3	37.5	35	50	12.0	30
LH*031L6C	CF12K6E-TF5	200-230	3	60	10.7	85.0	2	1/15	1.0	15.0	28.8	25	30	7.0	23
LH*031L6D	CF12K6E-TFD	460	3	60	5.3	42.0	2	1/15	1.0	15.0	15.0	15	15	^	^
LH*005H6B	RST45C1E-CAV	208-230	1	60	4.5	26.5	1	1/15	0.5	15.0	-	15	-	-	-
LH*009H6B	RST64C1E-CAV	208-230	1	60	7.6	43.0	1	1/15	0.5	15.0	-	15	-	-	-
LH*010H6B	RST70C1E-PFV	208-230	1	60	6.9	34.2	1	1/15	0.5	15.0	-	15	-	-	-
LH*010H6C	RST70C1E-TFC	208-230	3	60	4.7	31.0	1	1/15	0.5	15.0	-	15	-	-	-
LH*015H6B	CS10K6E-PFV	208-230	1	60	11.1	56.0	2	1/15	1.0	15.0	-	25	-	-	-
LH*015H6C	CS10K6E-TF5	208-230	3	60	7.2	51.0	2	1/15	1.0	15.0	-	15	-	-	-
LH*025H6B	CS14K6E-PFV	208-230	1	60	12.4	61.0	2	1/15	1.0	20.0	-	25	-	-	-
LH*025H6C	CS14K6E-TF5	208-230	3	60	8.5	55.0	2	1/15	1.0	15.0	-	20	-	-	-
LH*032H6B	CS20K6E-PFV	208-230	1	60	17.9	96.0	1	1/3	3.5	25.9	-	40	-	-	-
LH*032H6C	CS20K6E-TF5	208-230	3	60	13.3	75.0	1	1/3	3.5	20.2	-	30	-	-	-
LH*040H6G	CS27K6E-PFV	230	1	60	23.7	121.0	1	1/3	3.5	33.1	-	50	-	-	-
LH*040H6K	CS27K6E-TF5	230	3	60	14.1	105.0	1	1/3	3.5	21.1	-	35	-	-	-
LH*050H6G	CS33K6E-PFV	230	1	60	30.1	125.0	1	1/3	3.5	41.2	-	60	-	-	-
LH*050H6K	CS33K6E-TF5	230	3	60	16.5	102.0	1	1/3	3.5	24.2	-	40	-	-	-

* = T for Outdoor, N for Indoor, S for Beacon II™ ^ Power supplied by customer. † Consult factory for 50 HZ applications.
Per UL and NEC, RLA values have been calculated by dividing the Maximum Continuous Current (MCC) by 1.56.

SCROLL COMPRESSORS

Performance Data - Medium Temperature (R-404A/507)

Model	Compressor	Capacity BTUH @ 90°F Ambient Suction Temperature								
		40°F	30°F	25°F	20°F	10°F	0°F	-10°F	-20°F	-25°F
LZ*010M6	ZS09KAE	17,730	14,770	13,420	12,160	9,920	8,040	6,460	5,130	4,540
LZ*015M6	ZS13KAE	22,840	19,190	17,490	15,880	16,060	10,640	8,610	6,880	6,110
LZ*020M6	ZS15KAE	26,550	22,440	20,560	18,730	15,470	12,660	10,280	8,250	7,340
LZ*025M6	ZS19KAE	28,990	24,460	22,410	20,520	16,980	13,970	11,380	9,160	8,140
LZ*030M6	ZS21KAE	42,030	35,340	32,260	29,300	24,050	19,540	15,750	12,570	11,160
LZ*035M6	ZS26KAE	45,290	38,280	34,960	31,830	26,200	21,350	17,230	13,770	12,250
LZ*045M6	ZS29KAE	49,890	42,320	38,830	35,420	29,280	23,920	19,370	15,520	13,810
LZ*055M6	ZS38K4E	57,230	50,410	46,970	43,530	36,770	30,380	24,200	18,140	15,190
LZ*060M6	ZS45K4E	65,560	58,120	54,430	50,680	43,160	35,890	28,800	21,690	18,180

Model	Compressor	Capacity BTUH @ 95°F Ambient Suction Temperature								
		40°F	30°F	25°F	20°F	10°F	0°F	-10°F	-20°F	-25°F
LZ*010M6	ZS09KAE	17,060	14,220	12,930	11,720	9,570	7,760	6,250	4,980	4,410
LZ*015M6	ZS13KAE	21,950	18,450	16,780	15,300	12,570	10,250	8,310	6,660	5,920
LZ*020M6	ZS15KAE	25,490	21,550	19,750	18,000	14,870	12,180	9,920	7,990	7,120
LZ*025M6	ZS19KAE	27,810	23,460	21,500	19,690	16,310	13,430	10,960	8,850	7,880
LZ*030M6	ZS21KAE	40,480	33,960	30,990	28,170	23,140	18,830	15,210	12,160	10,820
LZ*035M6	ZS26KAE	43,480	36,760	33,580	30,610	25,210	20,560	16,630	13,330	11,870
LZ*045M6	ZS29KAE	47,860	40,620	37,280	34,020	28,160	23,020	18,680	15,010	13,380
LZ*055M6	ZS38K4E	54,940	48,470	45,160	41,860	35,360	29,210	23,240	17,370	14,500
LZ*060M6	ZS45K4E	62,910	55,880	52,340	48,730	41,500	34,510	27,650	20,750	17,320

Model	Compressor	Capacity BTUH @ 100°F Ambient Suction Temperature								
		40°F	30°F	25°F	20°F	10°F	0°F	-10°F	-20°F	-25°F
LZ*010M6	ZS09KAE	16,430	13,670	13,420	11,260	9,200	7,470	6,030	4,820	4,280
LZ*015M6	ZS13KAE	21,050	17,690	16,110	14,690	12,070	9,850	8,000	6,430	5,730
LZ*020M6	ZS15KAE	24,420	20,640	18,920	17,250	14,260	11,690	9,530	7,700	6,880
LZ*025M6	ZS19KAE	26,620	22,440	20,570	18,850	15,610	12,860	10,520	8,520	7,610
LZ*030M6	ZS21KAE	38,780	32,510	29,740	27,020	22,210	18,100	14,640	11,750	10,470
LZ*035M6	ZS26KAE	41,640	35,210	32,120	29,360	24,180	19,750	16,010	12,860	11,480
LZ*045M6	ZS29KAE	45,800	38,880	35,690	32,580	27,010	22,100	17,970	14,470	12,930
LZ*055M6	ZS38K4E	52,630	46,530	43,350	40,190	33,950	28,040	22,280	16,580	13,780
LZ*060M6	ZS45K4E	60,260	53,640	50,250	46,780	39,840	33,130	26,500	19,800	16,470

Model	Compressor	Capacity BTUH @ 110°F Ambient Suction Temperature								
		40°F	30°F	25°F	20°F	10°F	0°F	-10°F	-20°F	-25°F
LZ*010M6	ZS09KAE	15,010	12,510	11,370	10,330	8,450	6,870	5,560	4,470	3,990
LZ*015M6	ZS13KAE	19,200	16,130	14,720	13,380	11,010	9,010	7,340	5,940	5,320
LZ*020M6	ZS15KAE	22,300	18,780	17,210	15,680	12,960	10,650	8,720	7,090	6,360
LZ*025M6	ZS19KAE	24,200	20,370	18,670	17,110	14,150	11,690	9,590	7,810	7,000
LZ*030M6	ZS21KAE	35,310	29,700	27,060	24,630	20,270	16,560	13,440	10,840	9,710
LZ*035M6	ZS26KAE	37,880	32,030	29,300	26,690	22,040	18,040	14,680	11,860	10,620
LZ*045M6	ZS29KAE	41,600	35,430	32,420	29,560	24,530	20,140	16,440	13,310	11,930
LZ*055M6	ZS38K4E	47,970	42,650	39,740	36,840	31,120	25,700	20,340	14,960	12,300
LZ*060M6	ZS45K4E	-	49,170	46,060	42,880	36,520	30,370	24,460	18,630	15,760

* = T for Outdoor, N for Indoor, S for Beacon II™

SCROLL COMPRESSORS

Performance Data - Medium Temperature (R-407A)

Model	Compressor	Capacity BTUH @ 90°F Ambient Suction Temperature								
		40°F	30°F	25°F	20°F	10°F	0°F	-10°F	-20°F	-25°F
LZ*010M6	ZS09KAE	14,950	12,440	11,360	10,340	8,540	7,000	5,610	4,250	3,540
LZ*015M6	ZS13KAE	19,110	16,130	14,750	13,480	11,200	9,230	7,460	5,740	4,850
LZ*020M6	ZS15KAE	21,980	18,640	17,160	15,710	13,120	10,850	8,810	6,790	5,730
LZ*025M6	ZS19KAE	23,870	20,370	18,750	17,270	14,470	12,020	9,770	7,520	6,340
LZ*030M6	ZS21KAE	35,000	29,530	26,920	24,450	19,940	15,940	12,480	9,460	8,080
LZ*035M6	ZS26KAE	38,170	32,340	29,550	26,890	21,990	17,630	13,710	10,090	8,380
LZ*045M6	ZS29KAE	41,610	35,420	32,410	29,550	24,250	19,480	15,140	11,100	9,150

Model	Compressor	Capacity BTUH @ 95°F Ambient Suction Temperature								
		40°F	35°F	25°F	20°F	10°F	0°F	-10°F	-20°F	-25°F
LZ*010M6	ZS09KAE	14,460	12,040	10,990	10,000	8,260	6,770	5,430	4,120	3,430
LZ*015M6	ZS13KAE	18,460	15,580	14,250	13,020	10,820	8,920	7,210	5,550	4,690
LZ*020M6	ZS15KAE	21,210	17,990	16,560	15,160	12,670	10,490	8,520	6,570	-
LZ*025M6	ZS19KAE	23,000	19,640	18,080	16,650	13,970	11,600	9,440	-	-
LZ*030M6	ZS21KAE	33,850	28,570	26,060	23,660	19,290	15,370	11,950	8,910	7,520
LZ*035M6	ZS26KAE	36,930	31,310	28,620	26,060	21,310	17,050	13,180	9,580	7,850
LZ*045M6	ZS29KAE	40,260	34,300	31,410	28,650	23,510	18,850	14,570	10,530	-

Model	Compressor	Capacity BTUH @ 100°F Ambient Suction Temperature								
		40°F	30°F	25°F	20°F	10°F	0°F	-10°F	-20°F	-25°F
LZ*010M6	ZS09KAE	13,970	11,630	10,620	9,660	7,980	6,540	5,250	3,980	3,320
LZ*015M6	ZS13KAE	17,800	15,020	13,740	12,560	10,450	8,610	6,960	-	-
LZ*020M6	ZS15KAE	20,430	17,340	15,960	14,610	12,220	10,120	8,220	-	-
LZ*025M6	ZS19KAE	-	18,910	17,410	16,040	13,460	11,180	9,110	-	-
LZ*030M6	ZS21KAE	32,800	27,650	25,230	22,920	18,670	14,840	11,460	-	-
LZ*035M6	ZS26KAE	35,710	30,320	27,730	25,260	20,670	16,530	12,700	-	-
LZ*045M6	ZS29KAE	38,950	33,220	30,440	27,790	22,820	18,260	14,040	-	-

Model	Compressor	Capacity BTUH @ 110°F Ambient Suction Temperature								
		40°F	30°F	25°F	20°F	10°F	0°F	-10°F	-20°F	-25°F
LZ*010M6	ZS09KAE	12,970	10,810	9,860	8,970	7,420	6,080	-	-	-
LZ*015M6	ZS13KAE	-	13,910	12,730	11,630	9,680	7,990	-	-	-
LZ*020M6	ZS15KAE	-	-	14,750	13,520	11,310	-	-	-	-
LZ*025M6	ZS19KAE	-	-	-	-	12,450	-	-	-	-
LZ*030M6	ZS21KAE	30,710	26,010	23,780	21,620	17,650	14,010	-	-	-
LZ*035M6	ZS26KAE	-	28,470	26,100	23,830	19,560	15,620	-	-	-
LZ*045M6	ZS29KAE	-	-	-	26,270	21,640	-	-	-	-

* = T for Outdoor, N for Indoor, S for Beacon II™

20°F Maximum Superheat

SCROLL COMPRESSORS

Performance Data - Medium Temperature (R-407C)

Model	Compressor	Capacity BTUH @ 90°F Ambient Suction Temperature								
		40°F	30°F	25°F	20°F	10°F	0°F	-10°F	-20°F	-25°F
LZ*010M6	ZS09KAE	14,420	12,070	10,980	9,910	7,910	6,010	4,170	2,300	1,330
LZ*015M6	ZS13KAE	18,730	15,800	14,410	13,060	10,460	7,920	5,370	2,690	1,270
LZ*020M6	ZS15KAE	21,740	18,480	16,880	15,320	12,320	9,420	6,540	3,610	2,090
LZ*025M6	ZS19KAE	23,830	20,300	18,620	16,930	13,690	10,590	7,640	4,730	3,270
LZ*030M6	ZS21KAE	34,780	29,230	26,590	24,040	19,270	14,790	10,590	6,560	4,570
LZ*035M6	ZS26KAE	37,850	31,990	29,160	26,420	21,190	16,090	11,010	5,740	2,960
LZ*045M6	ZS29KAE	41,520	35,220	32,130	29,140	23,440	18,040	12,820	7,690	5,100

Model	Compressor	Capacity BTUH @ 95°F Ambient Suction Temperature								
		40°F	35°F	25°F	20°F	10°F	0°F	-10°F	-20°F	-25°F
LZ*010M6	ZS09KAE	14,040	11,760	10,700	9,660	7,700	5,840	4,020	2,160	1,200
LZ*015M6	ZS13KAE	18,220	15,380	14,020	12,710	10,170	7,670	5,170	2,520	-
LZ*020M6	ZS15KAE	21,130	17,980	16,430	14,910	11,970	9,130	6,290	3,400	1,900
LZ*025M6	ZS19KAE	23,150	19,740	18,100	16,460	13,290	10,250	7,350	4,470	3,030
LZ*030M6	ZS21KAE	33,850	28,460	25,890	23,410	18,740	14,330	10,170	6,160	4,160
LZ*035M6	ZS26KAE	36,830	31,140	28,390	25,720	20,580	15,600	10,590	5,370	2,630
LZ*045M6	ZS29KAE	40,400	34,290	31,290	28,380	22,810	17,490	12,360	7,280	4,710

Model	Compressor	Capacity BTUH @ 100°F Ambient Suction Temperature								
		40°F	30°F	25°F	20°F	10°F	0°F	-10°F	-20°F	-25°F
LZ*010M6	ZS09KAE	13,650	11,450	10,420	9,400	7,490	5,660	3,860	2,010	1,060
LZ*015M6	ZS13KAE	17,700	14,960	13,640	12,350	9,870	7,420	4,940	2,320	-
LZ*020M6	ZS15KAE	20,530	17,480	15,960	14,490	11,620	8,830	6,020	3,160	-
LZ*025M6	ZS19KAE	-	19,170	17,580	15,980	12,890	9,900	7,040	-	-
LZ*030M6	ZS21KAE	32,910	27,680	25,180	22,740	18,170	13,840	9,740	5,730	-
LZ*035M6	ZS26KAE	35,880	30,290	27,610	25,010	19,990	15,080	10,140	4,960	2,260
LZ*045M6	ZS29KAE	39,280	33,360	30,450	27,610	22,160	16,950	11,880	6,840	-

Model	Compressor	Capacity BTUH @ 110°F Ambient Suction Temperature								
		40°F	30°F	25°F	20°F	10°F	0°F	-10°F	-20°F	-25°F
LZ*010M6	ZS09KAE	12,890	10,820	9,850	8,880	7,040	5,270	3,510	-	-
LZ*015M6	ZS13KAE	-	14,090	12,850	11,620	9,250	6,870	-	-	-
LZ*020M6	ZS15KAE	-	-	-	13,630	10,880	8,170	-	-	-
LZ*025M6	ZS19KAE	-	-	-	-	12,050	-	-	-	-
LZ*030M6	ZS21KAE	31,030	26,110	23,740	21,420	17,020	12,810	-	-	-
LZ*035M6	ZS26KAE	-	28,550	26,020	23,550	18,740	13,970	-	-	-
LZ*045M6	ZS29KAE	-	-	28,740	26,050	20,820	15,810	-	-	-

* = T for Outdoor, N for Indoor, S for Beacon II™

20°F Maximum Superheat

SCROLL COMPRESSORS

Performance Data - Low Temperature (R-404A/507)

Model	Compressor	Capacity BTUH @ 90°F Ambient Suction Temperature								
		0°F	-5°F	-10°F	-15°F	-20°F	-25°F	-30°F	-35°F	-40°F
LZ*020L6	ZF06K4E	11,670	10,620	9,640	8,710	7,840	7,020	6,240	5,500	4,790
LZ*025L6	ZF08K4E	14,330	13,090	11,880	10,750	9,690	8,690	7,770	6,900	6,080
LZ*030L6	ZF09K4E	15,860	14,480	13,220	11,990	10,840	9,760	8,730	7,760	6,830
LZ*035L6	ZF11K4E	18,860	17,300	15,810	14,390	13,030	11,760	10,550	9,410	8,330
LZ*045L6	ZF13K4E	23,620	21,430	19,380	17,440	15,620	13,930	12,350	10,880	9,510
LZ*055L6	ZF15K4E	28,370	25,910	23,520	21,280	19,190	17,230	15,400	13,690	12,090
LZ*060L6	ZF18K4E	32,630	29,860	27,230	24,790	22,400	20,170	18,060	16,040	14,110

Model	Compressor	Capacity BTUH @ 95°F Ambient Suction Temperature								
		0°F	-5°F	-10°F	-15°F	-20°F	-25°F	-30°F	-35°F	-40°F
LZ*020L6	ZF06K4E	11,220	10,220	9,280	8,390	7,560	6,760	6,010	5,290	4,600
LZ*025L6	ZF08K4E	13,760	12,570	11,410	10,330	9,320	8,360	7,470	6,640	5,850
LZ*030L6	ZF09K4E	15,200	13,890	12,690	11,520	10,420	9,380	8,410	7,470	6,580
LZ*035L6	ZF11K4E	18,010	16,530	15,120	13,780	12,490	11,290	10,130	9,040	8,010
LZ*045L6	ZF13K4E	22,630	20,540	18,570	16,720	14,990	13,370	11,880	10,480	9,200
LZ*055L6	ZF15K4E	27,170	24,820	22,540	20,410	18,420	16,550	14,810	13,170	11,640
LZ*060L6	ZF18K4E	31,270	28,650	26,180	23,830	21,560	19,430	17,420	15,490	13,640

Model	Compressor	Capacity BTUH @ 100°F Ambient Suction Temperature								
		0°F	-5°F	-10°F	-15°F	-20°F	-25°F	-30°F	-35°F	-40°F
LZ*020L6	ZF06K4E	10,770	9,820	8,930	8,080	7,270	6,510	5,790	5,090	4,420
LZ*025L6	ZF08K4E	13,150	12,000	10,920	9,900	8,930	8,020	7,170	6,370	5,610
LZ*030L6	ZF09K4E	14,530	13,290	12,160	11,040	9,990	9,000	8,070	7,170	6,310
LZ*035L6	ZF11K4E	17,140	15,750	14,420	13,110	11,950	10,790	9,690	8,660	7,680
LZ*045L6	ZF13K4E	21,620	19,620	17,750	15,990	14,350	12,820	11,400	10,100	8,890
LZ*055L6	ZF15K4E	25,970	23,710	21,540	19,520	17,630	15,850	14,200	12,640	11,170
LZ*060L6	ZF18K4E	29,890	27,360	25,070	22,860	20,700	18,680	16,770	14,930	13,170

Model	Compressor	Capacity BTUH @ 110°F Ambient Suction Temperature								
		0°F	-5°F	-10°F	-15°F	-20°F	-25°F	-30°F	-35°F	-40°F
LZ*020L6	ZF06K4E	9,890	9,040	8,230	7,470	6,730	6,040	5,370	4,720	4,090
LZ*025L6	ZF08K4E	11,910	10,870	9,900	8,980	8,120	7,300	6,530	5,790	5,100
LZ*030L6	ZF09K4E	13,120	12,060	11,040	10,030	9,100	8,210	7,360	6,550	5,760
LZ*035L6	ZF11K4E	15,340	14,120	12,940	11,800	10,730	9,740	8,760	7,840	6,970
LZ*045L6	ZF13K4E	19,540	17,740	16,070	14,500	13,040	11,690	10,460	9,330	8,300
LZ*055L6	ZF15K4E	23,380	21,350	19,450	17,660	15,970	14,390	12,910	11,510	10,190
LZ*060L6	ZF18K4E	27,080	24,860	22,830	20,820	18,940	17,140	15,430	13,790	12,200

* = T for Outdoor, N for Indoor, S for Beacon II™
 NOTE: The ZF compressor comes with liquid injection.

SCROLL COMPRESSORS

Performance Data - Low Temperature (R-407A)

Model	Compressor	Capacity BTUH @ 90°F Ambient Suction Temperature								
		0°F	-5°F	-10°F	-15°F	-20°F	-25°F	-30°F	-35°F	-40°F
LZ*020L6	ZF06K4E	10,330	9,340	8,380	7,490	6,650	5,870	5,150	4,490	3,900
LZ*025L6	ZF08K4E	12,350	11,190	10,080	9,040	8,050	7,120	6,260	5,470	4,760
LZ*030L6	ZF09K4E	13,410	12,310	11,160	10,020	8,900	7,830	6,880	6,050	5,410
LZ*035L6	ZF11K4E	15,850	14,620	13,340	12,000	10,700	9,450	8,310	7,330	6,570
LZ*045L6	ZF13K4E	20,570	18,470	16,480	14,570	12,840	11,280	9,920	8,790	7,910
LZ*055L6	ZF15K4E	24,450	21,930	19,630	17,470	15,490	13,720	12,170	10,900	9,910
LZ*060L6	ZF18K4E	28,440	25,680	23,060	20,560	18,290	16,220	14,410	12,880	11,670

Model	Compressor	Capacity BTUH @ 95°F Ambient Suction Temperature								
		0°F	-5°F	-10°F	-15°F	-20°F	-25°F	-30°F	-35°F	-40°F
LZ*020L6	ZF06K4E	9,980	9,030	8,120	7,250	6,440	5,690	4,990	4,360	3,780
LZ*025L6	ZF08K4E	11,900	10,790	9,730	8,730	7,780	6,890	6,060	5,290	4,600
LZ*030L6	ZF09K4E	12,960	11,910	10,810	9,720	8,630	7,600	6,670	5,870	5,230
LZ*035L6	ZF11K4E	15,240	14,090	12,850	11,610	10,360	9,150	8,050	7,090	6,350
LZ*045L6	ZF13K4E	19,900	17,840	15,900	14,040	12,360	10,860	9,570	8,510	7,710
LZ*055L6	ZF15K4E	23,610	21,170	18,920	16,800	14,910	13,200	11,730	10,500	9,570
LZ*060L6	ZF18K4E	27,490	24,820	22,280	19,850	17,650	15,630	13,910	12,440	11,290

Model	Compressor	Capacity BTUH @ 100°F Ambient Suction Temperature								
		0°F	-5°F	-10°F	-15°F	-20°F	-25°F	-30°F	-35°F	-40°F
LZ*020L6	ZF06K4E	9,620	8,710	7,840	7,000	6,220	5,500	4,830	4,210	3,650
LZ*025L6	ZF08K4E	11,430	10,360	9,360	8,400	7,500	6,640	5,850	5,110	4,440
LZ*030L6	ZF09K4E	12,510	11,500	10,470	9,420	8,370	7,380	6,470	5,680	5,060
LZ*035L6	ZF11K4E	14,620	13,510	12,390	11,210	10,020	8,860	7,790	6,860	6,130
LZ*045L6	ZF13K4E	19,200	17,190	15,290	13,500	11,880	10,440	9,210	8,220	7,480
LZ*055L6	ZF15K4E	22,680	20,360	18,180	16,140	14,300	12,650	11,240	10,080	9,190
LZ*060L6	ZF18K4E	26,520	23,930	21,460	19,120	16,990	15,060	13,380	11,970	10,890

Model	Compressor	Capacity BTUH @ 110°F Ambient Suction Temperature								
		0°F	-5°F	-10°F	-15°F	-20°F	-25°F	-30°F	-35°F	-40°F
LZ*020L6	ZF06K4E	8,860	8,030	7,230	6,480	5,760	5,090	4,470	3,900	3,380
LZ*025L6	ZF08K4E	10,410	9,480	8,580	7,730	6,890	6,120	5,390	4,720	4,100
LZ*030L6	ZF09K4E	11,590	10,710	9,780	8,820	7,860	6,930	6,080	5,320	4,720
LZ*035L6	ZF11K4E	-	-	-	-	9,300	8,270	7,280	6,420	5,720
LZ*045L6	ZF13K4E	17,690	15,800	14,020	12,360	10,860	9,550	8,450	7,580	6,990
LZ*055L6	ZF15K4E	20,820	18,650	16,610	14,710	12,990	11,470	10,180	9,130	8,350
LZ*060L6	ZF18K4E	-	22,070	19,770	17,580	15,590	13,810	12,250	10,960	9,980

* = T for Outdoor, N for Indoor, S for Beacon II™

NOTE: The ZF compressor comes with liquid injection.

SCROLL COMPRESSORS

Performance Data - Low Temperature (R-407C)

Model	Compressor	Capacity BTUH @ 90°F Ambient Suction Temperature								
		0°F	-5°F	-10°F	-15°F	-20°F	-25°F	-30°F	-35°F	-40°F
LZ*020L6	ZF06K4E	11,070	10,000	8,990	8,020	7,120	6,290	5,530	4,830	4,200
LZ*030L6	ZF09K4E	14,390	13,200	11,970	10,730	9,530	8,400	7,370	6,500	5,830
LZ*035L6	ZF11K4E	16,990	15,670	14,280	12,850	11,460	10,120	8,910	7,870	7,070
LZ*045L6	ZF13K4E	22,060	19,780	17,630	15,610	13,730	12,070	10,630	9,440	8,530
LZ*055L6	ZF15K4E	23,100	20,740	18,510	16,420	14,500	12,790	11,300	10,090	9,180
LZ*060L6	ZF18K4E	30,540	27,540	24,700	22,000	19,560	17,360	15,440	13,820	12,560

Model	Compressor	Capacity BTUH @ 95°F Ambient Suction Temperature								
		0°F	-5°F	-10°F	-15°F	-20°F	-25°F	-30°F	-35°F	-40°F
LZ*020L6	ZF06K4E	10,720	9,690	8,710	7,780	6,910	6,100	5,360	4,690	4,070
LZ*030L6	ZF09K4E	13,950	12,810	11,620	10,430	9,270	8,170	7,170	6,310	5,640
LZ*035L6	ZF11K4E	16,370	15,120	13,790	12,460	11,120	9,830	8,650	7,640	6,850
LZ*045L6	ZF13K4E	21,370	19,140	17,030	15,070	13,250	11,650	10,270	9,160	8,310
LZ*055L6	ZF15K4E	22,380	20,070	17,900	15,860	14,000	12,350	10,920	9,760	8,900
LZ*060L6	ZF18K4E	29,590	26,670	23,900	21,280	18,910	16,780	14,920	13,370	12,170

Model	Compressor	Capacity BTUH @ 100°F Ambient Suction Temperature								
		0°F	-5°F	-10°F	-15°F	-20°F	-25°F	-30°F	-35°F	-40°F
LZ*020L6	ZF06K4E	10,350	9,360	8,420	7,530	6,690	5,910	5,200	4,540	3,940
LZ*030L6	ZF09K4E	13,500	12,390	11,280	10,140	9,020	7,940	6,970	6,130	5,460
LZ*035L6	ZF11K4E	15,750	14,550	13,340	12,070	10,780	9,540	8,400	7,410	6,630
LZ*045L6	ZF13K4E	20,660	18,470	16,420	14,510	12,770	11,210	9,920	8,860	8,090
LZ*055L6	ZF15K4E	21,610	19,370	17,260	15,280	13,480	11,880	10,510	9,400	8,590
LZ*060L6	ZF18K4E	28,620	25,770	23,080	20,530	18,240	16,170	14,380	12,890	11,750

Model	Compressor	Capacity BTUH @ 110°F Ambient Suction Temperature								
		0°F	-5°F	-10°F	-15°F	-20°F	-25°F	-30°F	-35°F	-40°F
LZ*020L6	ZF06K4E	9,570	8,670	7,800	6,990	6,220	5,500	4,840	4,230	3,670
LZ*030L6	ZF09K4E	-	11,620	10,610	9,560	8,520	7,510	6,590	5,780	5,130
LZ*035L6	ZF11K4E	-	-	-	-	10,070	8,940	7,900	6,970	6,230
LZ*045L6	ZF13K4E	19,120	17,050	15,110	13,310	11,700	10,290	9,110	8,200	7,590
LZ*055L6	ZF15K4E	19,960	17,850	15,860	14,010	12,330	10,850	9,600	8,580	7,860
LZ*060L6	ZF18K4E	-	-	21,360	18,960	16,810	14,880	13,220	11,850	10,810

* = T for Outdoor, N for Indoor, S for Beacon II™

NOTE: The ZF compressor comes with liquid injection.

Model LZ*025L6 (Comp. #: ZF08K4E) not compatible with R-407C

SCROLL COMPRESSORS

Unit Specifications

Model	Fig. ++	Compressor	Connections (ID)		Receiver 90% Full Lbs.	Fan(s)	Dimensions			Net Wt. Lbs.	Sound Data dBA†
			Liquid	Suction			D (In.)	W (In.)	H (In.)		
LZ*010M6	C	ZS09KAE	1/2	7/8	14	2	28-1/4	37-3/4	19-3/4	209	71
LZ*015M6	C	ZS13KAE	1/2	7/8	14	2	28-1/4	37-3/4	19-3/4	209	71
LZ*020M6	C	ZS15KAE	1/2	7/8	14	2	28-1/4	37-3/4	19-3/4	209	71
LZ*025M6	C	ZS19KAE	1/2	7/8	14	2	28-1/4	37-3/4	19-3/4	218	73
LZ*030M6	D	ZS21KAE	1/2	7/8	20	1	30-1/4	42-1/2	29-3/4	287	72
LZ*035M6	D	ZS26KAE	1/2	7/8	20	1	30-1/4	42-1/2	29-3/4	290	74
LZ*045M6	D	ZS29KAE	1/2	1-1/8	20	1	30-1/4	42-1/2	29-3/4	317	73
LZ*055M6	D	ZS38K4E	1/2	1-1/8	20	1	30-1/4	42-1/2	29-3/4	317	74
LZ*060M6	D	ZS45K43	1/2	1-1/8	20	1	30-1/4	42-1/2	29-3/4	317	76
LZ*020L6	C	ZF06K4E	1/2	7/8	14	2	28-1/4	37-3/4	19-3/4	209	71
LZ*025L6	C	ZF08K4E	1/2	7/8	14	2	28-1/4	37-3/4	19-3/4	218	73
LZ*030L6	C	ZF09K4E	1/2	7/8	14	2	28-1/4	37-3/4	19-3/4	218	71
LZ*035L6	C	ZF11K4E	1/2	7/8	14	2	28-1/4	37-3/4	19-3/4	217	73
LZ*045L6	D	ZF13K4E	1/2	1-1/8	20	1	30-1/4	42-1/2	29-3/4	307	73
LZ*055L6	D	ZF15K4E	1/2	1-1/8	20	1	30-1/4	42-1/2	29-3/4	313	74
LZ*060L6	D	ZF18K4E	1/2	1-1/8	20	1	30-1/4	42-1/2	29-3/4	317	76

* = T for Outdoor, N for Indoor, S for Beacon II™

++ = See Dimensional Drawings for details. † = Estimated sound pressure values are 10 feet from the unit. For estimating sound pressure from the unit at different distances, deduct the following from the unit values: 20 feet, deduct 6 dBA for 40 feet, deduct 12 dBA for 80 feet, deduct 18 dBA. This data is typical of "free field" conditions for horizontal air cooled condensing units at the outlet of the discharge air. The actual sound measurements may vary depending on the condensing unit installation. Factors such as reflecting walls, background noise and mounting conditions may have a significant influence on this data.

Electrical Data

Model Number	Part Number	Power Supply			Compressor		Fan Motor			MCA		MOPD		Evap. Fan Amps	Defrost Heater Amps
		Volts	Ph	Hz†	RLA	LRA	Qty.	HP	FLA	Air	Elec.	Air	Elec.		
LZ*010M6B	ZS09KAE-PFV	208-230	1	60	9.0	40.3	2	1/15	1.0	15	38	15	40	12.0	30
LZ*010M6C	ZS09KAE-TF5	208-230	3	60	7.2	55.4	2	1/15	1.0	15	24	15	25	9.0	19
LZ*010M6D	ZS09KAE-TFD	460	3	60	3.4	28.0	2	1/15	1.0	15	15	15	15	^	^
LZ*015M6B	ZS13KAE-PFV	208-230	1	60	10.8	56.0	2	1/15	1.0	15	38	20	40	12.0	30
LZ*015M6C	ZS13KAE-TF5	208-230	3	60	8.7	58.0	2	1/15	1.0	15	24	15	25	9.0	19
LZ*015M6D	ZS13KAE-TFD	460	3	60	4.3	29.0	2	1/15	1.0	15	15	15	15	^	^
LZ*020M6B	ZS15KAE-PFV	208-230	1	60	14.1	68.0	2	1/15	1.0	20	38	30	40	12.0	30
LZ*020M6C	ZS15KAE-TF5	208-230	3	60	9.6	58.0	2	1/15	1.0	15	24	20	30	9.0	19
LZ*020M6D	ZS15KAE-TFD	460	3	60	4.8	29.0	2	1/15	1.0	15	15	15	15	^	^
LZ*025M6B	ZS19KAE-PFV	208-230	1	60	16.2	75.0	2	1/15	1.0	21	38	35	45	12.0	30
LZ*025M6C	ZS19KAE-TF5	208-230	3	60	12.3	73.0	2	1/15	1.0	20	29	25	35	11.0	23
LZ*025M6D	ZS19KAE-TFD	460	3	60	5.8	38.0	2	1/15	1.0	15	15	15	15	^	^
LZ*030M6B	ZS21KAE-PFV	208-230	1	60	20.8	112.0	1	1/3	3.5	30	42	50	60	12.0	30
LZ*030M6C	ZS21KAE-TF5	208-230	3	60	13.7	93.0	1	1/3	3.5	21	38	30	45	12.0	30
LZ*030M6D	ZS21KAE-TFD	460	3	60	6.2	48.0	1	1/3	1.9	15	15	15	15	^	^
LZ*035M6B	ZS26KAE-PFV	208-230	1	60	21.2	104.0	1	1/3	3.5	30	42	45	60	12.0	30
LZ*035M6C	ZS26KAE-TF5	208-230	3	60	13.9	93.0	1	1/3	3.5	21	38	30	45	12.0	30
LZ*035M6D	ZS26KAE-TFD	460	3	60	6.2	48.0	1	1/3	1.9	15	15	15	15	^	^
LZ*045M6B	ZS29KAE-PFV	208-230	1	60	23.4	137.0	1	1/3	3.5	33	59	50	60	11.0	47
LZ*045M6C	ZS29KAE-TF5	208-230	3	60	18.4	114.0	1	1/3	3.5	27	44	40	50	12.0	35
LZ*045M6D	ZS29KAE-TFD	460	3	60	8.4	58.0	1	1/3	1.9	15	29	20	35	11.0	23
LZ*055M6B	ZS38K4E-PFV	208-230	1	60	28.8	169.0	1	1/3	3.5	40	59	50	60	12.0	47
LZ*055M6C	ZS38K4E-TF5	208-230	3	60	19.2	123.0	1	1/3	3.5	28	44	45	50	12.0	35
LZ*055M6D	ZS38K4E-TFD	460	3	60	8.7	62.0	1	1/3	1.9	15	29	20	30	10.0	23
LZ*060M6C	ZS45K4E-TF5	208-230	3	60	21.5	156.0	1	1/3	3.5	30	44	50	60	12.0	35
LZ*060M6D	ZS45K4E-TFD	460	3	60	8.3	70.0	1	1/3	1.9	15	29	20	30	10.6	23
LZ*020L6B	ZF06K4E-PFV	208-230	1	60	12.2	61.0	2	1/15	1.0	20	38	25	40	12.0	30
LZ*020L6C	ZF06K4E-TF5	208-230	3	60	8.3	55.0	2	1/15	1.0	15	24	15	25	9.0	19
LZ*020L6D	ZF06K4E-TFD	460	3	60	3.8	27.0	2	1/15	1.0	15	15	15	15	^	^
LZ*025L6B	ZF08K4E-PFV	208-230	1	60	14.7	73.0	2	1/15	1.0	20	38	30	45	12.0	30
LZ*025L6C	ZF08K4E-TF5	208-230	3	60	8.7	63.0	2	1/15	1.0	15	29	20	30	11.0	23
LZ*025L6D	ZF08K4E-TFD	460	3	60	4.5	31.0	2	1/15	1.0	15	15	15	15	^	^
LZ*030L6B	ZF09K4E-PFV	208-230	1	60	14.7	88.0	2	1/15	1.0	20	38	30	45	12.0	30
LZ*030L6C	ZF09K4E-TF5	208-230	3	60	9.9	77.0	2	1/15	1.0	15	24	20	25	6.0	19
LZ*030L6D	ZF09K4E-TFD	460	3	60	5.1	39.0	2	1/15	1.0	15	15	15	15	^	^
LZ*035L6B	ZF11K4E-PFV	208-230	1	60	18.6	109.0	2	1/15	1.0	24	38	40	50	12.0	30
LZ*035L6C	ZF11K4E-TF5	208-230	3	60	10.9	88.0	2	1/15	1.0	15	29	25	30	6.0	23
LZ*035L6D	ZF11K4E-TFD	460	3	60	6.4	44.0	2	1/15	1.0	15	15	15	15	^	^
LZ*045L6B	ZF13K4E-PFV	208-230	1	60	24.0	129.0	1	1/3	3.5	34	45	50	60	11.0	30
LZ*045L6C	ZF13K4E-TF5	208-230	3	60	13.5	99.0	1	1/3	3.5	20	38	30	40	11.0	30
LZ*045L6D	ZF13K4E-TFD	460	3	60	7.4	49.5	1	1/3	1.9	15	24	15	25	9.0	19
LZ*055L6B	ZF15K4E-PFV	208-230	1	60	28.8	169.0	1	1/3	3.5	40	50	50	60	10.0	30
LZ*055L6C	ZF15K4E-TF5	208-230	3	60	17.0	123.0	1	1/3	3.5	24.8	37.5	40	50	10.0	30
LZ*055L6D	ZF15K4E-TFD	460	3	60	8.7	62.0	1	1/3	1.9	15	24	20	25	8.0	19
LZ*060L6C	ZF18K4E-TF5	208-230	3	60	19.6	156.0	1	1/3	3.5	28	44	45	50	12.0	35
LZ*060L6D	ZF18K4E-TFD	460	3	60	8.3	70.0	1	1/3	1.9	15	29	20	30	11.0	23

* = T for Outdoor, N for Indoor, S for Beacon II™

Per UL and NEC, RLA values have been calculated by dividing the Maximum Continuous Current (MCC) by 1.56.

^ Power supplied by customer.

† Consult factory for 50 HZ applications.

SEMI-HERMETIC COMPRESSORS

Performance Data - Medium Temperature (R-404A/507)

Model	Compressor	Capacity BTUH @ 90°F Ambient Suction Temperature						
		25°F	20°F	15°F	10°F	5°F	0°F	-5°F
LS*010M6	KAR-010E	9,680	8,730	7,930	7,260	6,500	5,890	5,000
LS*020M6	KAK-020E	16,890	15,110	13,590	12,260	11,070	9,940	8,690
LS*021M6	ERC-021E	19,930	17,400	15,800	14,300	12,800	11,840	10,220
LS*030M6	ERF-031E	30,880	28,310	25,730	23,180	20,690	18,260	15,950

Model	Compressor	Capacity BTUH @ 95°F Ambient Suction Temperature						
		25°F	20°F	15°F	10°F	5°F	0°F	-5°F
LS*010M6	KAR-010E	9,140	8,300	7,600	6,870	6,150	5,550	4,730
LS*020M6	KAK-020E	16,240	14,530	13,070	11,790	10,640	9,560	8,360
LS*021M6	ERC-021E	18,850	16,500	14,900	13,500	12,700	11,140	9,580
LS*030M6	ERF-031E	29,690	27,220	24,740	22,290	19,890	17,560	15,340

Model	Compressor	Capacity BTUH @ 100°F Ambient Suction Temperature						
		25°F	20°F	15°F	10°F	5°F	0°F	-5°F
LS*010M6	KAR-010E	8,680	7,950	7,110	6,410	5,780	5,220	4,450
LS*020M6	KAK-020E	15,590	13,950	12,550	11,320	10,210	9,180	8,030
LS*021M6	ERC-021E	17,840	16,280	14,870	13,440	11,970	10,450	8,940
LS*030M6	ERF-031E	28,500	26,130	23,750	21,400	19,090	16,860	14,730

Model	Compressor	Capacity BTUH @ 110°F Ambient Suction Temperature						
		25°F	20°F	15°F	10°F	5°F	0°F	-5°F
LS*010M6	KAR-010E	7,740	7,000	6,350	5,720	5,120	4,600	3,900
LS*020M6	KAK-020E	14,290	12,790	11,500	10,380	9,360	8,410	7,360
LS*021M6	ERC-021E	15,840	14,610	12,600	11,850	10,470	9,180	7,770
LS*030M6	ERF-031E	26,130	23,950	21,770	19,620	17,500	15,450	13,500

* = T for Outdoor, N for Indoor, S for Beacon II™

SEMI-HERMETIC COMPRESSORS

Performance Data - Low Temperature (R-404A/507)

Model	Compressor	Capacity BTUH @ 90°F Ambient Suction Temperature						
		0°F	-5°F	-10°F	-20°F	-25°F	-30°F	-40°F
LS*005L6	KAN-005E	3,530	3,150	2,760	2,050	1,720	1,420	930
LS*008L6	KAM-007E	6,010	5,360	4,730	3,570	3,050	2,580	1,820
LS*010L6	KAJ-010E	7,770	6,990	6,240	4,830	4,190	3,610	2,640
LS*015L6	KAL-015E	11,780	10,600	9,470	7,340	6,370	5,500	4,020
LS*020L6	EAD-020E	13,780	12,290	10,860	8,260	7,120	6,100	4,470
LS*021L6	EAV-021E	15,120	13,660	12,200	9,420	8,140	6,980	5,160
LS*030L6	LAH-032E	22,600	20,320	18,090	13,810	11,830	9,970	6,780
LS*030E6	LAC-032E	-	-	-	16,780	14,570	12,540	9,010

Model	Compressor	Capacity BTUH @ 95°F Ambient Suction Temperature						
		0°F	-5°F	-10°F	-20°F	-25°F	-30°F	-40°F
LS*005L6	KAN-005E	3,310	2,940	2,580	1,900	1,580	1,300	830
LS*008L6	KAM-007E	5,520	4,900	4,320	3,280	2,810	2,390	1,620
LS*010L6	KAJ-010E	7,220	6,480	5,790	4,520	3,940	3,390	2,440
LS*015L6	KAL-015E	10,960	9,930	8,920	6,990	6,110	5,300	3,930
LS*020L6	EAD-020E	12,530	11,160	9,870	7,520	6,490	5,560	3,980
LS*021L6	EAV-021E	13,920	12,600	11,280	8,780	7,610	6,520	4,590
LS*030L6	LAH-032E	21,310	19,100	16,930	12,800	10,880	9,100	6,040
LS*030E6	LAC-032E	-	-	-	15,700	13,550	11,580	8,270

Model	Compressor	Capacity BTUH @ 100°F Ambient Suction Temperature						
		0°F	-5°F	-10°F	-20°F	-25°F	-30°F	-40°F
LS*005L6	KAN-005E	3,100	2,760	2,400	1,750	1,450	1,170	750
LS*008L6	KAM-007E	5,290	4,680	4,100	3,020	2,540	2,100	1,400
LS*010L6	KAJ-010E	6,900	6,180	5,470	4,160	3,570	3,030	2,150
LS*015L6	KAL-015E	10,520	9,460	8,410	6,440	5,540	4,700	3,300
LS*020L6	EAD-020E	12,140	10,730	9,400	6,970	5,920	4,980	3,530
LS*021L6	EAV-021E	13,390	12,110	10,810	8,260	7,060	5,940	4,050
LS*030L6	LAH-032E	20,020	17,890	15,790	11,790	9,940	8,230	5,300
LS*030E6	LAC-032E	-	-	-	14,630	12,530	10,640	7,540

Model	Compressor	Capacity BTUH @ 110°F Ambient Suction Temperature						
		0°F	-5°F	-10°F	-20°F	-25°F	-30°F	-40°F
LS*005L6	KAN-005E	2,680	2,360	2,030	1,440	1,160	900	520
LS*008L6	KAM-007E	4,560	4,010	3,470	2,480	2,030	1,620	970
LS*010L6	KAJ-010E	6,040	5,370	4,720	3,510	2,960	2,470	1,660
LS*015L6	KAL-015E	9,290	8,320	7,370	5,560	4,710	3,930	2,580
LS*020L6	EAD-020E	10,510	9,210	7,950	6,000	4,720	3,880	2,610
LS*021L6	EAV-021E	11,670	10,570	9,450	7,130	5,990	4,900	2,950
LS*030L6	LAH-032E	17,480	15,490	13,530	9,800	8,080	6,490	3,750
LS*030E6	LAC-032E	-	-	-	12,510	10,510	8,760	6,090

* = T for Outdoor, N for Indoor, S for Beacon II™

SEMI-HERMETIC COMPRESSORS

Unit Specifications

Model	Fig. ++	Compressor	Connections (ID)		Receiver 90% Full Lbs.	Fan(s)	Dimensions			Net Wt. Lbs.	Sound Data dBA [†]
			Liquid	Suction			D (In.)	W (In.)	H (In.)		
LS*010M6	A	KAR-010E	3/8	5/8	5.5	1	28-1/4	23-3/4	17-1/4	178	67
LS*020M6	B	KAK-020E	3/8	7/8	9.0	2	28-1/4	37-3/4	17-1/4	189	69
LS*021M6	B	ERC-021E	3/8	7/8	9.0	2	28-1/4	37-3/4	17-1/4	301	70
LS*030M6	D	ERF-031E	1/2	7/8	20.0	1	30-1/4	42-1/2	29-3/4	397	71
LS*005L6	A	KAN-005E	3/8	1/2	5.5	1	28-1/4	23-3/4	17-1/4	172	67
LS*008L6	A	KAM-007E	3/8	5/8	5.5	1	28-1/4	23-3/4	17-1/4	172	67
LS*010L6	A	KAJ-010E	3/8	5/8	5.5	1	28-1/4	23-3/4	17-1/4	178	67
LS*015L6	B	KAL-015E	3/8	7/8	9.0	2	28-1/4	37-3/4	17-1/4	225	69
LS*020L6	B	EAD-020E	3/8	7/8	9.0	2	28-1/4	37-3/4	17-1/4	291	70
LS*021L6	B	EAV-021E	3/8	7/8	9.0	2	28-1/4	37-3/4	17-1/4	301	70
LS*030L6	C	LAH-032E	1/2	7/8	14.0	2	28-1/4	37-3/4	19-3/4	357	71
LS*030E6	C	LAC-032E	1/2	7/8	14.0	2	28-1/4	37-3/4	19-3/4	391	71

* = T for Outdoor, N for Indoor, S for Beacon II™

++ = See Dimensional Drawings for details.

† = Estimated sound pressure values are 10 feet from the unit. For estimating sound pressure from the unit at different distances, deduct the following from the unit values: 20 feet, deduct 6 dBA for 40 feet, deduct 12 dBA for 80 feet, deduct 18 dBA. This data is typical of "free field" conditions for horizontal air cooled condensing units at the outlet of the discharge air. The actual sound measurements may vary depending on the condensing unit installation. Factors such as reflecting walls, background noise and mounting conditions may have a significant influence on this data.

SEMI-HERMETIC COMPRESSORS

Electrical Data

Model	Part Number	Power Supply			Compressor		Fan Motor			MCA		MOPD		Evap. Fan Amps	Defrost Heater Amps
		Volts	Ph	Hz [†]	RLA	LRA	Qty.	HP	FLA	Air	Elec.	Air	Elec.		
LS*010M6B	KARB-010E-CAV	208-230	1	60	6.4	40.0	1	1/15	0.5	15	20	15	20	7.0	15
LS*010M6C	KARA-010E-TAC	208-230	3	60	3.8	27.0	1	1/15	0.5	15	20	15	20	9.0	15
LS*020M6B	KAKB-021E-CAV	208-230	1	60	9.1	55.0	2	1/15	1.0	15	24	20	25	6.0	19
LS*020M6C	KAKA-020E-TAC	208-230	3	60	5.8	50.0	2	1/15	1.0	15	24	15	25	9.0	19
LS*021M6C	ERCA-021E-TAC	208-230	3	60	7.9	46.0	2	1/15	1.0	15	24	15	25	9.0	19
LS*021M6D	ERCA-020E-TAD	460	3	60	3.1	23.0	2	1/15	1.0	15	15	15	15	^	^
LS*030M6C	ERFA-031E-TAC	208-230	3	60	11.2	82.0	1	1/3	3.5	20	38	25	40	12.0	30
LS*030M6D	ERFA-031E-TAD	460	3	60	5.2	41.0	1	1/3	1.9	15	15	15	15	^	^
LS*005L6B	KANB-005E-CAV	208-230	1	60	3.1	24.0	1	1/15	0.5	15	20	15	20	9.0	15
LS*005L6C	KANA-006E-TAC	208-230	3	60	2.0	13.2	1	1/15	0.5	15	20	15	20	9.6	15
LS*008L6B	KAMB-007E-CAV	208-230	1	60	5.1	36.0	1	1/15	0.5	15	20	15	20	8.0	15
LS*008L6C	KAMA-007E-TAC	208-230	3	60	2.9	19.9	1	1/15	0.5	15	20	15	20	9.0	15
LS*010L6B	KAJB-010E-CAV	208-230	1	60	6.2	40.0	1	1/15	0.5	15	20	15	20	8.0	15
LS*010L6C	KAJA-011E-TAC	208-230	3	60	4.1	27.0	1	1/15	0.5	15	20	15	20	9.0	15
LS*015L6B	KALB-015E-CAV	208-230	1	60	8.9	55.0	2	1/15	1.0	15	24	20	25	8.0	19
LS*015L6C	KALA-016E-TAC	208-230	3	60	6.0	50.0	2	1/15	1.0	15	20	15	20	7.6	15
LS*015L6D	KALA-016E-TAD	460	3	60	3.1	25.0	2	1/15	1.0	15	20	15	20	9.0	15
LS*020L6C	EADA-020E-TAC	208-230	3	60	6.1	46.0	2	1/15	1.0	15	20	15	20	7.0	15
LS*021L6B	EAVB-021E-CAV	208-230	1	60	13.2	102.0	2	1/15	1.0	20	29	30	30	4.0	23
LS*021L6C	EAVA-021E-TAC	208-230	3	60	6.6	50.0	2	1/15	1.0	15	20	15	20	7.0	15
LS*021L6D	EAVA-021E-TAD	460	3	60	2.9	26.6	2	1/15	1.0	15	20	15	20	9.0	15
LS*030L6C	LAHA-032E-TAC	208-230	3	60	11.5	112.0	2	1/15	1.0	20	29	25	35	12.0	23
LS*030L6D	LAHA-032E-TAD	460	3	60	5.4	56.0	2	1/15	1.0	15	15	15	15	^	^
LS*030E6C	LACA-032E-TAC	208-230	3	60	11.5	112.0	2	1/15	1.0	20	29	25	35	12.0	23
LS*030E6D	LACA-032E-TAD	460	3	60	5.4	56.0	2	1/15	1.0	15	15	15	15	^	^

* = T for Outdoor, N for Indoor, S for Beacon II™

^ Power supplied by customer.

† Consult factory for 50 HZ applications.

NOTE: Per UL and NEC, RLA values have been calculated by dividing the Maximum Continuous Current (MCC) by 1.56

REPLACEMENT PARTS

Replacement Parts List				
Model	PSC Motor	EC Motor	Fan Blade	Orbus Controller
A, B, C Cabinet	25309101, 230/1	25319201, 230/1	22901601, 14"	28962001
D Cabinet	25309001, 230/1 25309002, 460/1	25319101, 230/1	7173156, 22"	28962001

Right source. Right parts. Right now.

InterLink™ is your link to a complete line of dependable and certified commercial refrigeration parts, accessories and innovative electronic controls for all Larkin equipment. At InterLink, we provide our wholesalers with a comprehensive selection of product solutions and innovative technologies for the installed customer base. And every product is built to ensure the same high performance standards with which all Heatcraft brands are built — backed by a dedicated team to serve every customer need, delivering at the best lead times in the industry.

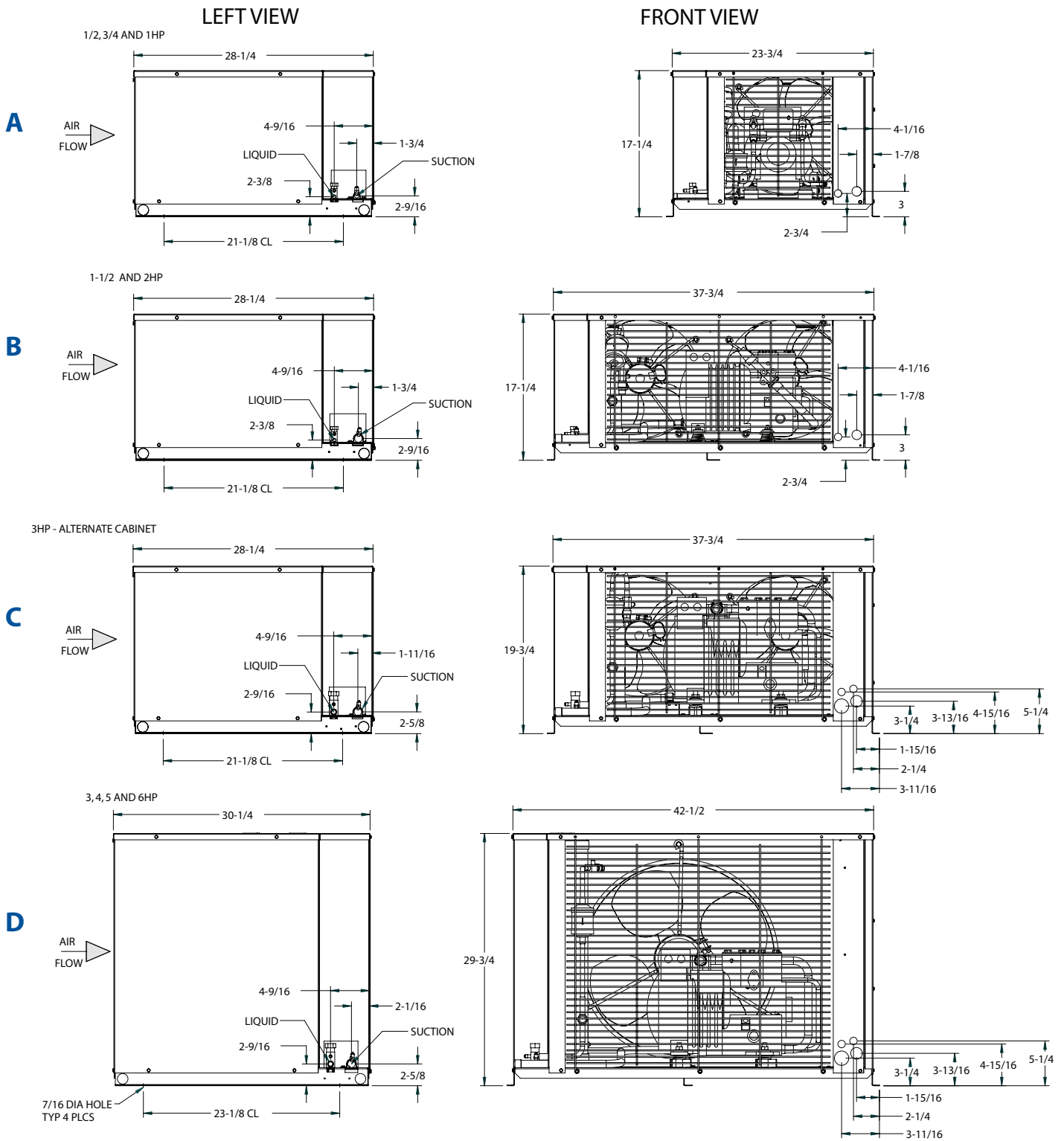
Dependable. Versatile. Courteous.

Finally, one simple source for all your replacement needs from a name you can trust.



Dimensional Drawings of Cabinets

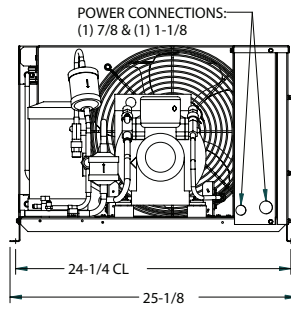
OUTDOOR



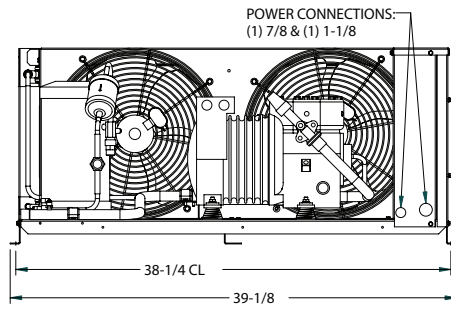
INDOOR

FRONT VIEW

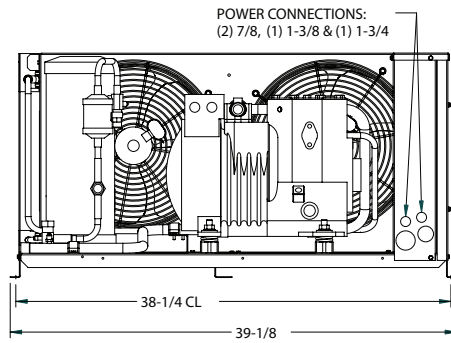
A



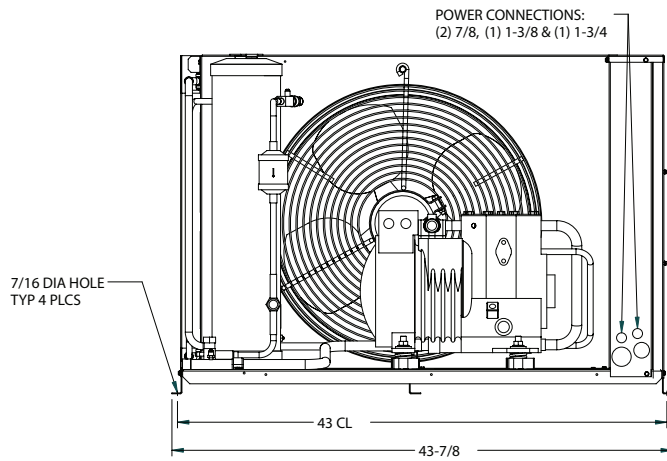
B




C



D





For more information on Larkin refrigeration products, contact your Sales Representative or visit our web site at heatcraftprd.com.



Mastering the Art of Cold



A Brand of Heatcraft Refrigeration Products, LLC
2175 West Park Place Blvd. • Stone Mountain, GA 30087
800.848.9889
heatcraftprd.com

Since product improvement is a continuing effort, we reserve the right to make changes in specifications without notice.